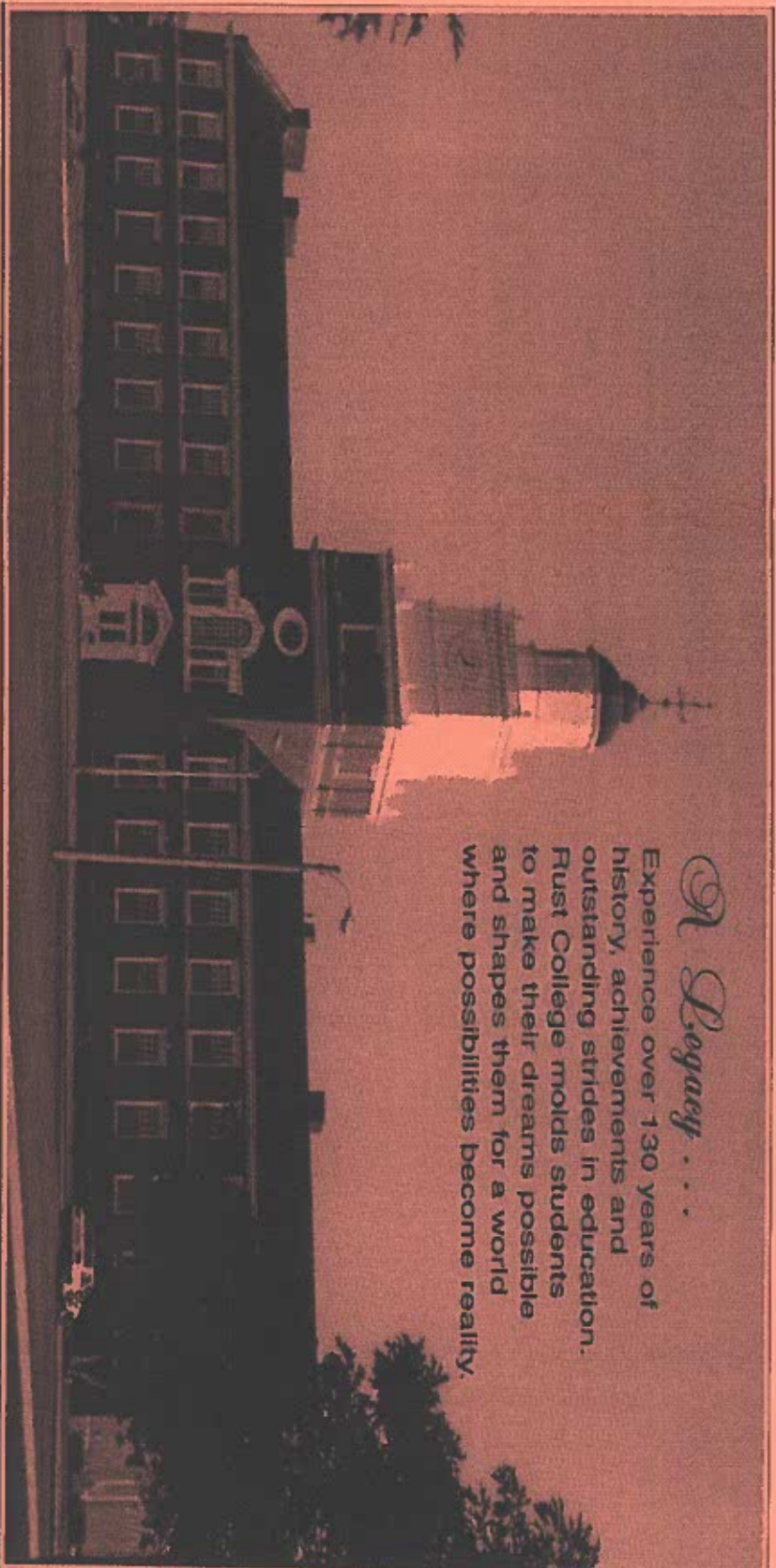


*A Legacy . . .*

Experience over 130 years of history, achievements and outstanding strides in education. Rust College molds students to make their dreams possible and shapes them for a world where possibilities become reality.




**Rust College Fact Book 1997-98**





*A Legacy . . .*

Experience over 130 years of history, achievements and outstanding strides in education. Rust College molds students to make their dreams possible and shapes them for a world where possibilities become reality.



**Preface**

## PREFACE


The Rust Facts Book is designed to present general information covering all aspects of Rust College in a single source. Because the intent is to provide the types of information that will be needed most often by the campus, it is the goal of this office to continue to improve the amount and types of information presented. While statistical data contained in this publication cannot detail the complete picture, it does outline many of the important aspects of the College. As we continue to expand the base of information, the office encourages your comments and suggestions for enhancement.

The office would like to acknowledge all those who contributed to this year's publication. Your assistance is invaluable in making this publication accurate and up-to-date.



Diana Baldrige  
Rust College  
Institutional Research Office

150 Rust Avenue  
Holly Springs, Mississippi 38635



**TABLE OF CONTENTS**

**GENERAL INFORMATION**

Overview ..... 1  
Rust College Mission Statement ..... 2  
Members of the President's Cabinet/President's Council ..... 3  
Memberships and Accreditations ..... 4  
Fall 1997 Full-time Staff ..... 5  
Fall 1997 Part-time Staff ..... 6

**ADMISSION DATA**

Admission Data Fall 1997 ..... 7  
Admission Data Fall 1996 ..... 8  
Transfer Student Admission Data ..... 8  
Foreign Student Admission Data ..... 9

**ENROLLMENT**

Fall Enrollment Statistics ..... 10  
Spring Enrollment Statistics ..... 10  
Summer Enrollment ..... 11  
Enrollment by Geographical Distribution ..... 13  
Fall Enrollment Statistics by Gender ..... 14  
Enrollment: Fall/Spring Comparison ..... 14  
Enrollment by Status (Number & Percent) ..... 14

**ENROLLMENT (continued)**

Enrollment by Division and Major Areas ..... 15

Enrollment by Religions and Denominations ..... 15

Fall Enrollment Trend by Classification ..... 16

Enrollment Summary of Students by Age ..... 17

On Campus Enrollment ..... 17

Off Campus Enrollment ..... 18

Student Resident Status ..... 19

Distribution of Mississippi Enrollment by County ..... 20

**DEGREES AWARDED**

Degrees Awarded by Year ..... 22

Graduates by Division (Number and Percent) ..... 23

Number of Degrees Awarded by Division (1996-97 Comparison) ..... 24

**FACULTY**

Faculty by Number and Percent Fall 1997 ..... 24

Fall 1997 Faculty by Type and Gender ..... 25

Full-time Faculty by Rank ..... 26

Part-time Faculty by Rank ..... 26

Faculty by Ethnic Origin ..... 27

Number of Doctorates on Faculty ..... 27

Full-Time Doctorates by Gender ..... 28

Full-Time and Part-Time Doctorates by Gender ..... 29

<b>FACULTY (continued)</b>	
Fall 1997 Faculty by Highest Degree Earned .....	30
Fall 1997 Full-time Faculty by Rank, Gender, and Average Salaries .....	31

**REVENUES AND EXPENDITURES**

Educational and General Expenditures by Function .....	32
Total Expenditures For Educational and General Purposes by Functional Category .....	33
Total Expenditures Fiscal Years 1993-94 Thru 1996-97 .....	34
Total Expenditures Educational and General Funds Revenue by Categories with Percent of Total .....	35
Current Educational and General Funds Revenue by Source for Fiscal Year 1996-97 .....	36
Restricted and Unrestricted Funds Revenues by Source for Fiscal Year 1996-97 .....	36
Current Revenues by Source and Year .....	36
Total Current Funds Revenue by Year .....	37

**FINANCIAL AID**

Financial Aid Allocations 1996-97 .....	38
Financial Aid Allocations Comparative Data .....	39

**LIBRARY**

Library Collections, Fiscal Year 1996 .....	41
---	----

**STUDENT**

Student Organizations .....	42
College and Student Publications .....	42
Athletics and Intramural .....	43

**CAMPUS**

Campus .....	49
Rust College Campus Guide .....	v




The first part of the document discusses the importance of maintaining accurate records of all transactions. It emphasizes that every entry should be supported by a valid receipt or invoice. This not only helps in tracking expenses but also ensures compliance with tax regulations.

In the second section, the author outlines the various methods used for data collection and analysis. These include surveys, interviews, and focus groups. Each method has its own strengths and weaknesses, and the choice depends on the specific research objectives.

The third section delves into the challenges faced during the research process. One major challenge is the low response rate, which can significantly impact the reliability of the data. To overcome this, the researcher implemented several strategies, such as offering incentives and reaching out to participants through multiple channels.

Finally, the document concludes with a summary of the findings and their implications. The results indicate that there is a strong correlation between the variables studied, and these findings have important implications for the industry. The author suggests that further research is needed to explore these relationships in greater depth.





*A Legacy . . .*  
Experience over 130 years of  
history, achievements and  
outstanding strides in education.  
First College molds students  
to make their dreams possible  
and shapes them for a world  
where possibilities become reality.

# General Information



The first part of the document discusses the importance of maintaining accurate records of all transactions. It emphasizes that every entry should be supported by a valid receipt or invoice. This not only helps in tracking expenses but also ensures compliance with tax regulations.

In the second section, the author outlines the process of reconciling bank statements. It is advised to compare the bank's records with the company's ledger on a regular basis to identify any discrepancies. This step is crucial for detecting errors or unauthorized transactions early on.

The third part of the document focuses on budgeting and financial forecasting. It suggests creating a detailed budget for each quarter and comparing actual performance against the plan. This allows management to make informed decisions and adjust strategies as needed.

Finally, the document concludes with a reminder to stay organized and up-to-date with financial information. Regular reviews and audits are essential for the long-term success and stability of the business.

Date: \_\_\_\_\_  
 Signature: \_\_\_\_\_  
 Title: \_\_\_\_\_

## OVERVIEW

Rust College is a four-year private, co-educational, historically Black, liberal arts college. Located in Marshall County, Rust is affiliated with the United Methodist Church and is fully accredited by the Southern Association of Colleges and Schools. Situated on the northern part of the city of Holly Springs, the campus spreads over approximately one hundred twenty-six acres. With a student enrollment of 875, the College offers degrees in 16 areas of study as well as preparatory programs in law and medicine. Employing a highly capable and diverse faculty Rust maintains an environment conducive for academic excellence.

<b>Location:</b>	Holly Springs, Mississippi	<b>Tuition Cost (per year):</b>	
<b>First-Time At Rust Students:</b>		In-state:	5,025.00
Applications	1,322	Out-of-state:	5,025.00
Admitted	418	<b>Other:</b>	1,061.50
Enrolled	205	Room	1,213.50
Average H.S. GPA (FT Freshmen)	2.5	Board	
Average ACT Test Score	15.9	<b>Degrees Awarded: 1998</b>	
<b>Student Enrollment:</b>		Total Degrees	135
Total Students	875	Associate	6
Full-time	693	Bachelors of Arts	53
Part-time	182	Bachelors of Science	76
<b>Gender:</b>		<b>Employment:</b>	
Male	346	Employees (full-time)	178
Female	529	Employees (part-time)	12
<b>Ethnic Origin:</b>		<b>Gender: (total employees)</b>	
Black	801	Male	86
White	32	Female	104
Non-Resident Alien	39	<b>Occupational Activity: (full-time)</b>	
<b>Classification:</b>		Exec./Administrative	19
Special	109	Other Prof./Support Service	37
Freshmen	304	Technical/Paraprofessionals	6
Sophomore	148	Clerical/Secretarial	31
Junior	141	Skilled Craft	3
Senior	173	Service/Maintenance	32
		Instructional	50
		<b>Gender: (instructional)</b>	
		Male/Female	30/20

## RUST COLLEGE MISSION STATEMENT

**RUST COLLEGE** is a historically Black, senior liberal arts college founded in 1866 by the Freedman's Aid Society of the Methodist Episcopal Church. The College, related to the United Methodist Church, is dedicated to serve students with a variety of the Methodist preparations, through instruction in the humanities, social and behavioral sciences, natural sciences, business and education. Rust College recognizes the three-fold functions of education as being teaching, research and community service. Its primary mission is teaching. It offers students a well-rounded program which will acquaint them with cultural, moral, and spiritual values, both in theory and in practice.

A key aspect of the College's mission is the pursuit of excellence through the provision of a quality college education for all, regardless of race, religion, sex, national origin or ethnic background.

Approved by the Rust College Board of Trustees, 3/26/94

## MEMBERS OF THE PRESIDENT'S CABINET 1997-98

**Academics**  
 \*Dr. Paul C. Lampley ..... Academic Dean  
 Dr. El-Sayed Arafat ..... Interim Chair, Division of Science & Mathematics  
 Dr. Barbara C. Dease ..... Chair, division of Humanities  
 Dr. Dharmendra Dhakal ..... Faculty Representative, (P/96-97)  
 Mrs. Martha Howard ..... Director of Career Development Center  
 Dr. Yao Modey ..... Director, Freshman Year Experience  
 Mrs. Anita Moore ..... Head Librarian  
 Mrs. Ruby Owens ..... Administrative Assistant to the Academic Dean  
 Mr. Clarence Smith ..... Registrar/Director of Upward Bound  
 Dr. Nellie J. Smith ..... Chair, Division of Business  
 Mr. Brantley Spight ..... Faculty Representative (F)  
 Dr. A. J. Stovall ..... Chair, Division of Social Sciences  
 Dr. Norma L. Strickland ..... Chair, Division of Education

**General Administration**  
 \*Dr. David L. Beckley ..... President  
 Miss Patricia Pegues ..... Coordinator of Title III and Personnel

**Vice President**  
 \*Dr. Ishmell Edwards ..... Vice President  
 Miss Emma Miller ..... Director, Alumni Affairs  
 Mrs. Christine Ratcliff ..... Director, Grants and Contracts  
 Mrs. Frances Hathorne ..... Coordinator, Individual Alumni Giving  
 Mrs. Sandra Stovall ..... Director, Public Relations  
 Mrs. Diane Neal-Walton ..... RCAEOP Representative/ Secretary, Public Relations  
 Mr. Howard Moore ..... Director, Development

**Finance and Operations**  
 \*Mr. Don Manning-Miller ..... Interim, Business Manager  
 Mr. Bobby Owens ..... Director of Operations  
 Mr. Bernard Prowell ..... Cafeteria Manager

**Student Affairs**  
 \*Mrs. Fannie Lampley ..... Dean of Students  
 Rev. Fredrick Brown ..... College Chaplain  
 Mrs. Ruth Jones ..... College Nurse  
 Miss JoAnn Scott ..... Director, Admissions and Recruitment  
 Mrs. Helen Street ..... Director, Financial Aid

\*denotes members of the Executive Council

**MEMBERSHIPS AND ACCREDITATIONS**

**ACCREDITED BY:**

Rust College is accredited by the Commission on Colleges of the Southern Association of Colleges and Schools to award the Bachelor of Arts and Bachelor of Science degrees and the Associate of Science degree.

Mississippi State Department of Education  
University Senate of the United Methodist Church

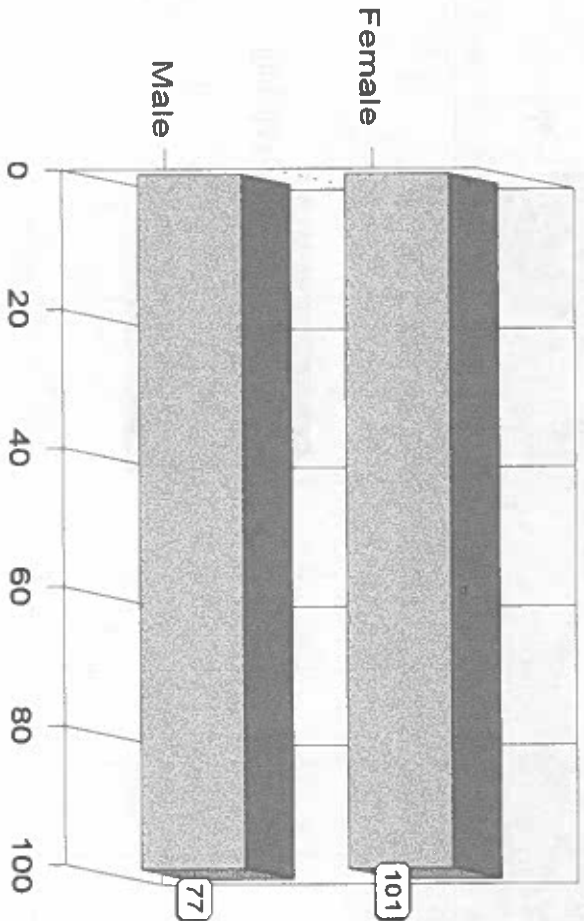
**MEMBERSHIP IN:**

- Association of Governing Boards of Universities and Colleges
- Holly Springs Chamber of Commerce
- Intercollegiate Press Service
- Southwest Association of Student Personnel and Administrators
- Council of Advancement and Support of Education
- Mississippi Association of Independent Colleges
- National Association of Schools and Colleges of the United Methodist Church
- National Association of College Deans, Registrars and Admissions Officers
- National Association of Independent Colleges and Universities
- National Association of Business Officers
- National Business Education Association
- National Intercollegiate Athletic Association
- National Association of Collegiate Directors of Athletics
- Southern Association for College Student Affairs
- Southern Association of College and University Business Officers
- Southern Library Network, Inc.
- College Fund/United Negro College Fund

**APPROVED FOR THE EDUCATION OF:**

- Veterans
- International Students

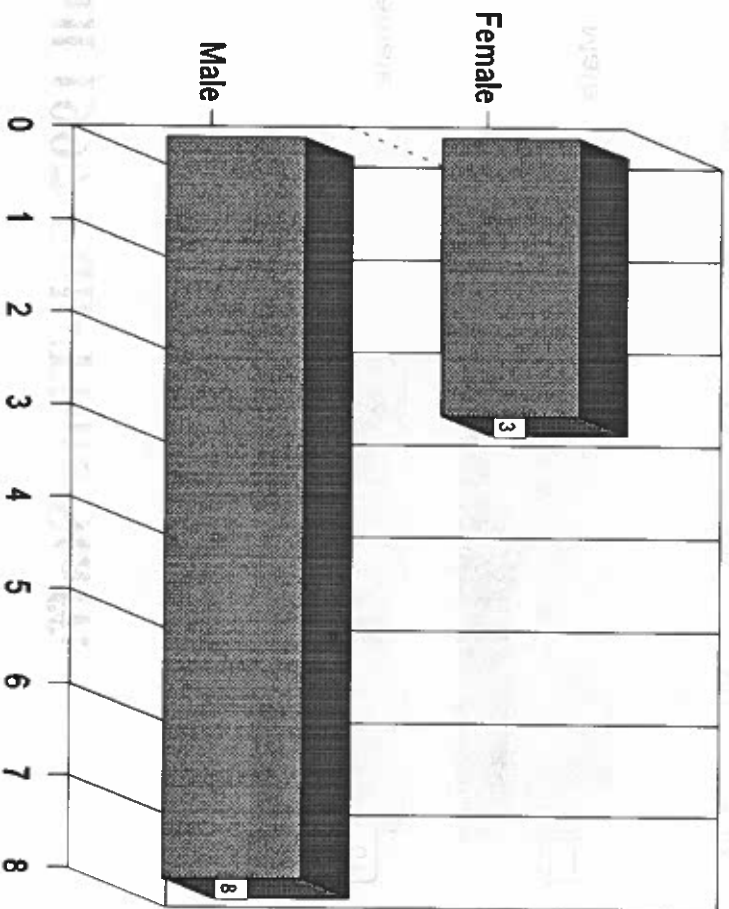
# Fall 1997 Full-Time Staff:



- Executive/Administrative 19
- Other Professional 37
- Technical/Paraprofessional 6
- Clerical/Secretarial 31
- Skilled Craft 3
- Service/Maintenance 32
- Instructional 50

Source: Office of Personnel/Title III


# Fall 1997 Part-Time Staff:



- Executive/Administrative 1
- Other Professional 0
- Technical/Paraprofessional 0
- Clerical/Secretarial 4
- Skilled Craft 0
- Service/Maintenance 6

Source: Office of Personnel/Title III





*A Legacy . . .*

Experience over 130 years of history, achievements and outstanding strides in education. Rust College molds students to make their dreams possible and shapes them for a world where possibilities become reality.

**Admission Data**

1. The first part of the document discusses the importance of maintaining accurate records of all transactions. It emphasizes that proper record-keeping is essential for the integrity of the financial system and for the ability to detect and prevent fraud. The text notes that without reliable records, it would be difficult to verify the accuracy of financial statements and to identify any irregularities.

2. The second part of the document focuses on the role of internal controls in ensuring the reliability of financial information. It describes how internal controls are designed to prevent errors and to detect any misstatements or fraud that may occur. The text highlights the importance of a strong internal control system in providing reasonable assurance that the financial statements are free from material misstatements.

3. The third part of the document discusses the importance of transparency and disclosure in financial reporting. It notes that providing clear and concise information to investors and other stakeholders is crucial for their decision-making. The text emphasizes that transparency helps to build trust and confidence in the financial system and to ensure that all parties have access to the same information.

4. The fourth part of the document addresses the issue of financial stability and the role of regulatory bodies. It discusses how regulatory bodies are responsible for monitoring and enforcing the rules that govern the financial system. The text notes that regulatory bodies play a critical role in maintaining the stability and integrity of the financial system and in protecting the interests of investors and other stakeholders.

5. The fifth part of the document discusses the importance of risk management in financial institutions. It notes that financial institutions are exposed to a variety of risks, including credit risk, market risk, and operational risk. The text emphasizes that effective risk management is essential for the long-term success and stability of financial institutions and for the overall health of the financial system.

Page 12 of 15

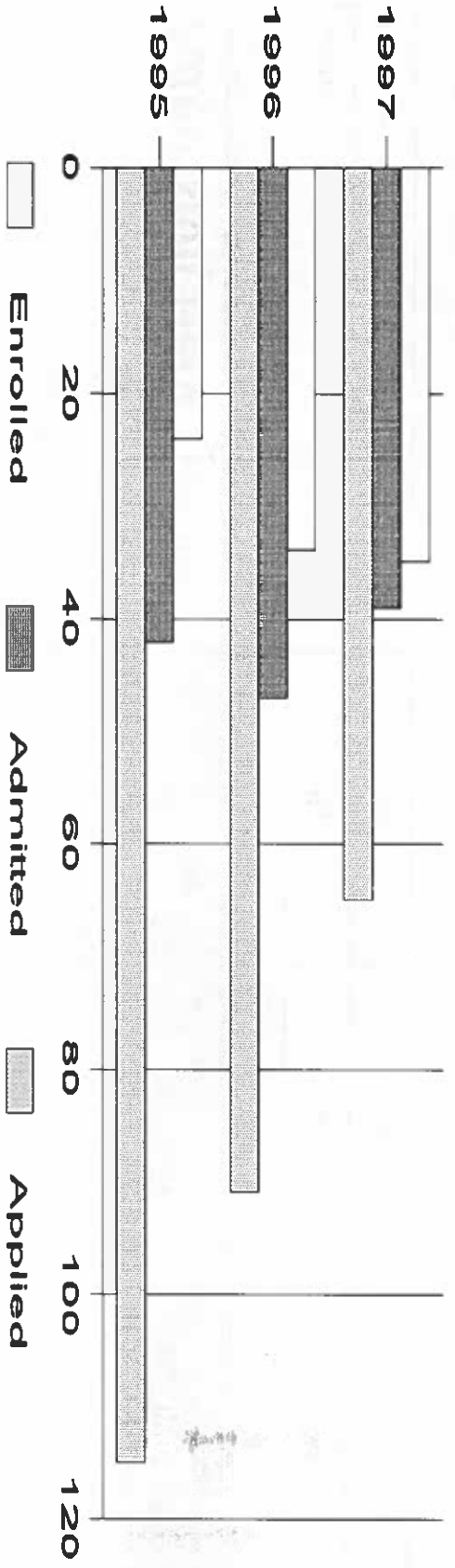
<b>Admission Data</b>		<b>Fall 1997</b>		
	<b>Applied</b>	<b>Admitted</b>	<b>Enrolled</b>	
First-time Freshman	1,322	418	189	
Transfer	65	39	35	
Foreign	100	65	16	
<b>Total</b>	<b>1,487</b>	<b>522</b>	<b>240</b>	

Source: Office of Admissions/Recruitment

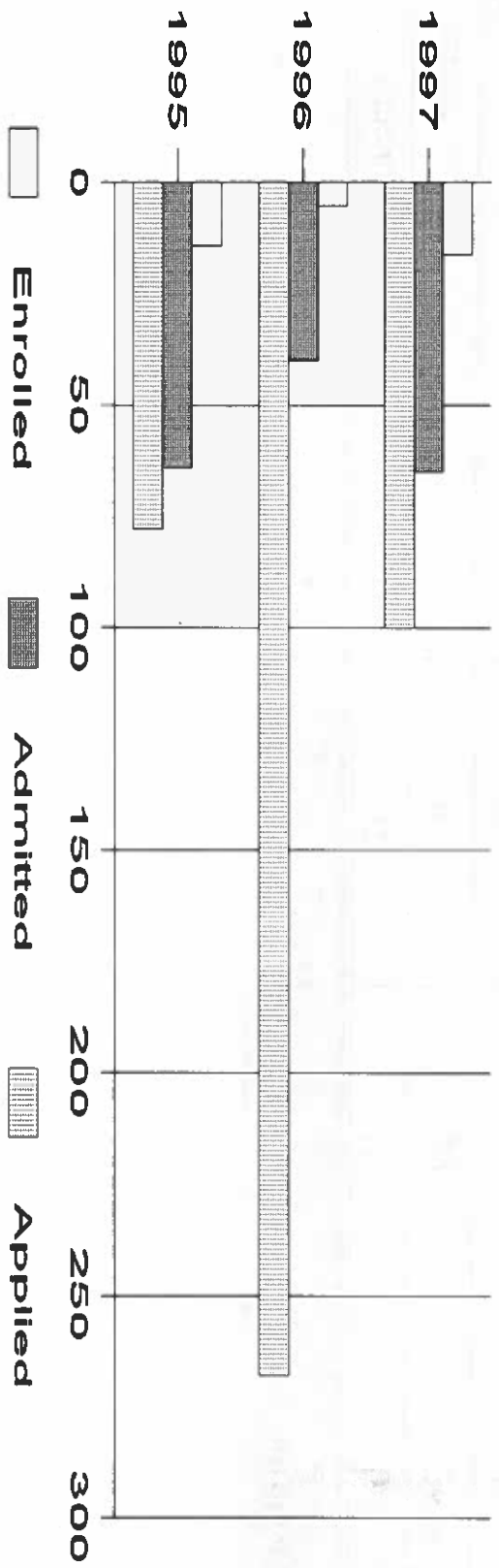
<b>Admission Data</b>		<b>Fall 1996</b>		
	<b>Applied</b>	<b>Admitted</b>	<b>Enrolled</b>	
First-time Freshman	1,318	268	215	
Transfer	91	47	34	
Foreign	268	40	5	


Source: Office of Admissions/Recruitment

### Transfer Student Admission Data



### Foreign Student Admission Data





*A Legacy . . .*

Experience over 130 years of history, achievements and outstanding strides in education. Rust College molds students to make their dreams possible and shapes them for a world where possibilities become reality.

**Enrollment**

Handwritten text, likely bleed-through from the reverse side of the page. The text is extremely faint and illegible.

Vertical text on the right side of the page, possibly a page number or a reference code. It is also illegible due to fading.

# FALL ENROLLMENT STATISTICS

	1991-92	1992-93	1993-94	1994-95	1995-96	1996-97	1997-98
<b>Fall Headcount</b>							
Male	384	400	400	361	356	348	346
Female	691	729	780	694	638	589	529
<b>Total</b>	<b>1075</b>	<b>1129</b>	<b>1180</b>	<b>1055</b>	<b>994</b>	<b>937</b>	<b>875</b>
<b>Full-Time Students</b>							
Male	351	371	371	335	319	287	301
Female	588	638	635	548	517	442	392
<b>Total</b>	<b>939</b>	<b>1009</b>	<b>1006</b>	<b>883</b>	<b>836</b>	<b>729</b>	<b>693</b>
<b>Part-Time Students</b>							
Male	33	28	29	26	37	61	45
Female	103	92	145	146	121	147	137
<b>Total</b>	<b>136</b>	<b>120</b>	<b>174</b>	<b>172</b>	<b>158</b>	<b>208</b>	<b>182</b>
<b>FTE</b>	<b>1007</b>	<b>1069</b>	<b>1093</b>	<b>969</b>	<b>918</b>	<b>833</b>	<b>784</b>

## SPRING ENROLLMENT STATISTICS

	1991-92	1992-93	1993-94	1994-95	1995-96	1996-97	1997-98
<b>Spring Enrollment</b>							
Male	378	398	383	383	347	318	334
Female	673	709	733	654	603	572	496
<b>Total</b>	<b>1051</b>	<b>1107</b>	<b>1116</b>	<b>1037</b>	<b>950</b>	<b>890</b>	<b>830</b>
<b>Full-Time Students</b>							
Male	363	363	356	334	327	294	295
Female	608	608	576	545	502	448	410
<b>Total</b>	<b>932</b>	<b>971</b>	<b>932</b>	<b>879</b>	<b>829</b>	<b>742</b>	<b>705</b>
<b>Part-Time Students</b>							
Male	16	35	27	49	12	24	39
Female	103	101	157	109	109	124	86
<b>Total</b>	<b>119</b>	<b>136</b>	<b>184</b>	<b>158</b>	<b>121</b>	<b>148</b>	<b>125</b>
<b>FTE</b>	<b>992</b>	<b>1039</b>	<b>1024</b>	<b>958</b>	<b>829</b>	<b>816</b>	<b>768</b>
<b>SUMMER ENROLLMENT</b>							
<b>Total</b>	<b>1990</b>	<b>1991</b>	<b>1992</b>	<b>1993</b>	<b>1994</b>	<b>1995</b>	<b>1996</b>
	<b>217</b>	<b>228</b>	<b>262</b>	<b>304</b>	<b>318</b>	<b>388</b>	<b>336</b>



## ENROLLMENT BY GEOGRAPHICAL DISTRIBUTION FALL 1988-1997

LOCATION	88-89	89-90	90-91	91-92	92-93	93-94	94-95	95-96	96-97	97-98
ALABAMA	2	1	1	4	2	3	6	7	5	7
ARKANSAS	3	5	10	15	9	1	6	6	11	10
CALIFORNIA	7	8	7	8	9	8	6	7	8	7
COLORADO	0	0	0	0	0	3	5	2	2	1
CONNECTICUT	0	0	0	0	0	1	1	1	0	0
DIST. OF COLUMBIA	0	0	0	0	3	1	1	1	0	0
FLORIDA	7	5	8	8	5	6	5	4	5	4
GEORGIA	3	5	4	2	2	2	7	7	6	5
ILLINOIS	120	99	110	115	141	165	147	140	124	125
INDIANA	3	4	6	5	3	6	5	4	3	4
IOWA	3	1	2	2	4	3	1	1	1	1
KANSAS	0	1	4	6	7	6	7	5	0	0
KENTUCKY	2	1	1	1	1	0	0	0	4	4
LOUISIANA	2	1	3	2	3	3	4	7	1	1
MARYLAND	1	2	3	1	0	0	0	1	1	1
MASSACHUSETTS	0	2	2	1	1	1	1	2	1	1
MICHIGAN	0	20	29	33	23	16	15	9	0	13
MINNESOTA	0	1	1	2	2	1	1	0	0	0
MISSISSIPPI	623	649	685	708	751	759	674	618	573	511
MISSOURI	7	8	12	8	5	9	8	4	5	4
NEBRASKA	0	0	0	1	0	1	3	1	1	2
NEVADA	0	0	0	0	0	0	0	1	2	1
NEW JERSEY	3	5	6	5	5	2	2	4	4	5
NEW YORK	8	5	7	5	5	2	1	1	0	0
NORTH CAROLINA	2	1	3	3	1	6	2	3	1	1
OHIO	0	2	1	1	3	2	3	10	8	1
OKLAHOMA	0	0	4	1	2	7	0	3	1	0
PENNSYLVANIA	5	5	0	5	5	1	0	0	0	0
RHODE ISLAND	0	0	0	0	1	103	89	77	89	86
TENNESSEE	77	70	76	80	84	4	5	8	6	9
TEXAS	0	0	0	0	0	4	5	0	0	0
VIRGINIA	0	1	1	2	1	0	3	2	1	1
WASHINGTON	0	0	13	0	0	0	0	12	14	20
WISCONSIN	8	15	0	24	18	23	12	2	14	1
NO AREA ON FILE	0	0	0	0	0	0	0	2	12	0


Source: Office of the Registrar

**ENROLLMENT BY GEOGRAPHICAL DISTRIBUTION CONTINUED**  
**FALL 1988-1997**

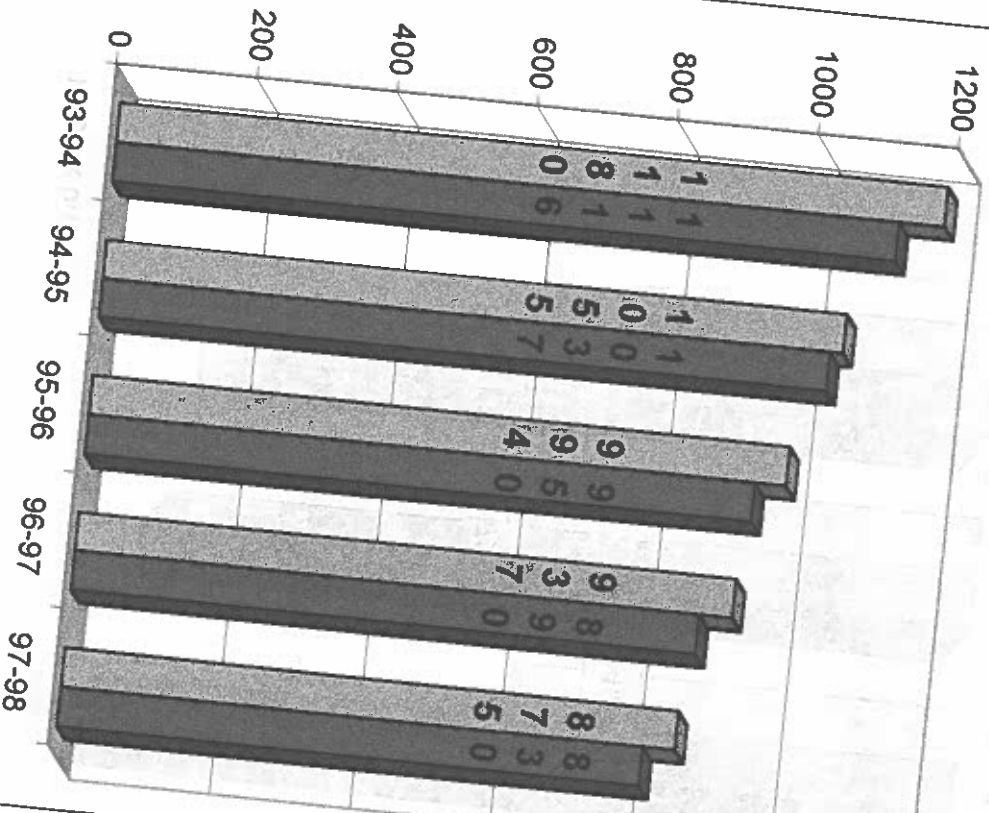
LOCATION	88-89	89-90	90-91	91-92	92-93	93-94	94-95	95-96	96-97	97-98
BAHAMAS	0	0	0	0	1	1	0	0	0	0
BRAZIL	0	0	0	0	0	0	0	0	0	0
EL SALVADOR	0	1	0	0	0	0	0	0	0	2
ENGLAND	0	0	0	0	0	0	0	0	0	0
GAMBIA	0	0	0	0	0	0	0	0	0	0
GHANA	0	0	0	3	8	1	0	0	1	0
JAMAICA	0	0	0	0	0	7	5	10	8	0
KENYA	0	0	0	0	0	0	1	2	1	14
MEXICO	0	6	9	10	8	0	0	2	1	1
NIGERIA	0	0	0	1	1	8	15	0	1	1
PAKISTAN	2	2	1	1	1	1	1	24	17	26
SIERRA LEON	1	2	1	2	0	0	0	0	1	0
SOMALIA	0	0	0	0	4	0	0	0	0	0
SWEDEN	1	1	0	1	0	0	0	1	0	0
WEST AFRICA	0	0	0	0	1	0	0	1	1	0
VIRGIN ISLANDS	0	0	0	1	1	0	0	0	1	1
ZAMBIA	0	1	1	1	1	1	1	0	1	1
TOTAL	925	940	1021	1075	1129	1180	1055	994	937	875

Source: Office of the Registrar

# FALL ENROLLMENT STATISTICS BY GENDER



## Enrollment: Fall/Spring Comparison



## Enrollment By Status:

Status	Number	Percent
Full-time	693	79%
Part-time	182	21%
Full-time Male	301	34%
Full-time Female	392	45%
Part-time Male	45	5%
Part-time Female	137	16%

Source: Office of the Registrar

**ENROLLMENT BY DIVISION AND MAJOR AREAS  
FALL 1997**

<b>DIVISION OF HUMANITIES</b>				
ENGLISH	23			
ENGLISH EDUCATION	3			
ENGLISH/JOURNALISM	1			
ENGLISH/LAW SCHOOL HISTORY	2			
		MUS/INSTR MUSIC EDUCATION	0	
		MUS/VOCAL MUSIC EDUCATION	4	
		MUSIC EDUCATION	5	
		MUSIC MEDIA	1	
		MUSIC (NON-TEACHING)	3	
		MASS COMM/RADIO PRODUCTION	4	
		MASS COMM/RECORDING	1	
		MASS COMM/TV/RADIO	2	
		<b>TOTAL:</b>	<b>103</b>	
<b>DIV: MASS COMM</b>				
MASS COMM/BROADCAST JOURNALISM	31			
MASS COMM/TV PRODUCTION	5			
MASS COMM/JOURNALISM	3			
MASS COMM/PRINT JOU	12			
	1			
		BUS ADM/COMPUTER SCI	21	
		BUS EDUCATION	4	
		BUS ADM/ECONOMICS	7	
		SECRETARIAL SCIENCE	1	
		DIV: BUSINESS	20	
		<b>TOTAL:</b>	<b>133</b>	
<b>DIVISION OF BUSINESS</b>				
BUS ADM/MARKETING	4			
BUS ADM/MGMT INFO SYSTEMS	5			
BUS ADM/ACCOUNTING	34			
BUS ADM/MANAGEMENT	35			
BUAD/OFFICE ADMINIST	2			
		HEALTH-P.E. & RECREATION	14	
		HPED (NON-TEACHING)	1	
		SOC SCIENCE EDUCATION	2	
		DIV: EDUCATION	0	
		<b>TOTAL:</b>	<b>70</b>	
<b>DIVISION OF EDUCATION &amp; CONTINUING ED</b>				
EARLY CHILD EDU ASC	2			
EARLY CHILD EDU BAC	4			
ELEMENTARY EDUCATION	45			
MATHEMATICS EDU	2			
SPECIAL EDUCATION	0			
		DUAL CHE & CHE ENGIN	1	
		MATHEMATICS EDUCATION	1	
		MATHEMATICS	11	
		MATHEMATICS EDUCATION	0	
		MEDICAL TECHNOLOGY	1	
		SCIENCE EDUCATION	1	
		DIV: SCIENCE & MATH	18	
		<b>TOTAL:</b>	<b>259</b>	
<b>DIVISION OF SCIENCE &amp; MATHEMATICS</b>				
BIOLOGY	109			
CHEMISTRY	20			
COMP SCI/BUS ADMINISTRATION	1			
COMP SCI/EDU	1			
PHYSICS	81			
COMPUTER SCIENCE	8			
DUAL MATH & ENGINEERING	6			
DUAL NURSING & BIOLOGY				

**ENROLLMENT BY DIVISION AND MAJOR AREAS  
FALL 1997**

<b>DIVISION OF SOCIAL SCIENCE</b>		
POLITICAL SCIENCE	16	
PSYCHO-SOCIOLOGY	8	
PUBLIC SERVICE/PUBLIC ADM	1	
DIV. SOCIAL SCIENCE	16	
<b>NO MAJOR INDICATED</b>		
PUBLIC SERVICE/LAW-POLITICS		12
SOCIAL WORK		46
SOCIOLOGY		27
HEALTH & LEISURE MGMT		7
<b>TOTAL:</b>		<b>133</b>
<b>UNDECIDED</b>		<b>186</b>
<b>GRAND TOTAL:</b>		<b>875</b>

Source: Office of the Registrar

### ENROLLMENT BY RELIGIONS AND DENOMINATIONS

RELIGIOUS DESCRIPTION	89-90	90-91	91-92	92-93	93-94	94-95	95-96	96-97	97-98
A.M.E.	2	4	7	11	8	5	4	3	4
ANGELICAN	0	0	0	0	3	5	5	5	3
AGUASTIC	0	0	0	0	1	1	0	0	0
APOSTOLIC	4	2	5	3	2	4	3	3	6
BAPTIST	540	592	580	593	618	517	478	446	381
C.M.E.	12	6	13	5	6	6	7	20	17
COGIC	8	16	13	20	19	21	20	19	13
CATHOLIC	28	35	32	35	41	28	31	20	22
CHRISTIAN	0	0	0	0	32	25	31	42	44
CHURCH OF CHRIST	10	9	8	5	10	8	11	10	20
CHURCH OF GOD	2	2	4	6	4	3	1	4	5
CHURCH OF THE LORD	1	1	2	1	1	0	0	0	0
CHRIST EPISCOPAL	0	1	0	0	0	1	1	1	1
DISCIPLES OF CHRIST	0	0	0	0	0	0	0	0	1
HOLINESS	7	6	6	2	3	4	4	5	3
ISLAM	2	2	3	5	1	1	4	6	6
JEHOVAH WITNESS	2	0	1	1	2	1	1	0	0
LUTHERAN	4	4	5	6	4	2	1	0	1
METHODIST	380	460	424	424	455	411	407	407	411
MOSLEM	1	0	1	2	1	2	1	0	1
MUSLIM	1	1	2	4	4	4	4	7	11
NAZARENE	1	0	0	0	0	0	0	0	1
NOT GIVEN	96	11	171	204	224	231	219	200	206
NON-PREFERENCE	0	0	0	0	0	0	0	0	3
ORTHODOX	1	0	0	0	0	0	1	1	1
PENTECOSTAL	29	32	30	30	30	3	28	26	24
PRESBYTERIAN	4	5	5	3	3	0	3	2	1
PROTESTANT	7	4	2	2	1	3	4	4	3
SAINTS	1	1	1	2	1	1	1	0	0
SEVEN DAY ADVENTIST	1	1	1	4	4	0	5	4	3
SPIRITUAL	0	0	0	0	0	0	0	0	0
UNITED METHODIST	157	162	161	159	157	145	119	107	82
TOTAL	940	1021	1075	1129	1180	1055	994	937	875

Source: Office of the Registrar

ENROLLMENT TRENDS BY CLASSIFICATION

**FALL ENROLLMENT TREND BY CLASSIFICATION**

<b>YEAR</b>	<b>FRESHMEN</b>	<b>SOPHOMORE</b>	<b>JUNIOR</b>	<b>SENIOR</b>	<b>SPECIAL</b>	<b>TOTAL</b>
1997	304	148	141	173	109	875
1996	280	188	148	192	128	937
1995	335	215	191	212	41	994
1994	371	259	179	215	31	1055
1993	436	271	175	260	38	1180
1992	369	226	219	163	152	1129
1991	354	241	154	177	149	1075
1990	380	190	154	182	115	1021
1989	305	175	143	142	175	940
1988	249	202	157	126	191	925

Source: Office of the Registrar



**ENROLLMENT SUMMARY OF STUDENTS BY AGE**  
Fall 1997

AGE	TOTAL	PERCENT
Under 18	8	0.91
18-19	273	31.02
20-21	270	30.85
22-24	124	14.17
25-29	56	6.40
30-34	24	2.74
35-39	16	1.82
40-49	37	4.22
50-64	17	1.94
65 and over	0	0.00
Age Unknown	50	5.71
<b>Total</b>	<b>937</b>	<b>100.00</b>

Source: Institutional Database

### On Campus Enrollment:

On Campus	Number	Percent
Senior	126	14.40
Junior	105	12.00
Sophomore	129	15.88
Freshman	252	28.80
Special	0	00.00

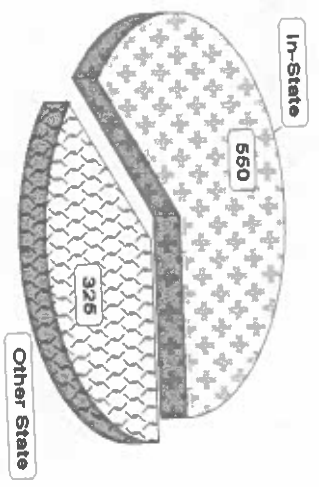
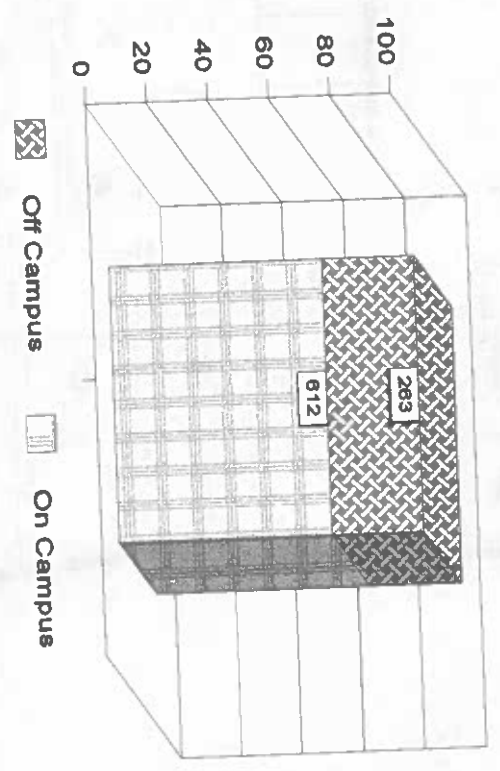
### Off Campus Enrollment:

Off Campus	Number	Percent
Senior	47	5.37
Junior	36	4.11
Sophomore	19	2.17
Freshman	52	5.94
Special	109	12.45

Source: Office of the Registrar

### Student Resident Status:

* Status	Number	Percent
On Campus	612	70%
Off Campus	263	30%

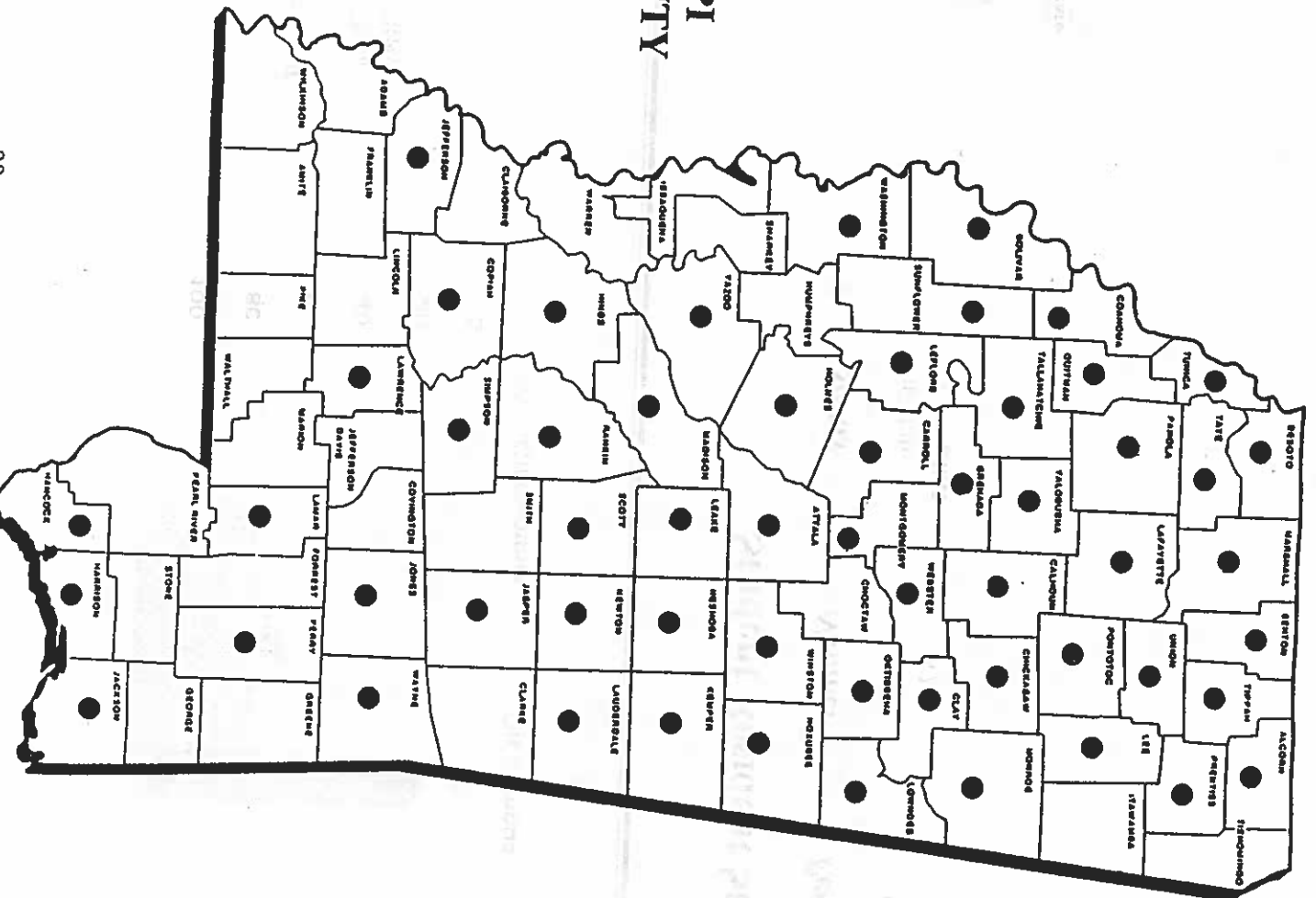


### Student Resident Status:


* Status	Number	Percent
In-State	550	63%
Other State	325	37%

# DISTRIBUTION OF MISSISSIPPI ENROLLMENT BY COUNTY

(\* Unknown 87)



Source: Office of the Registrar



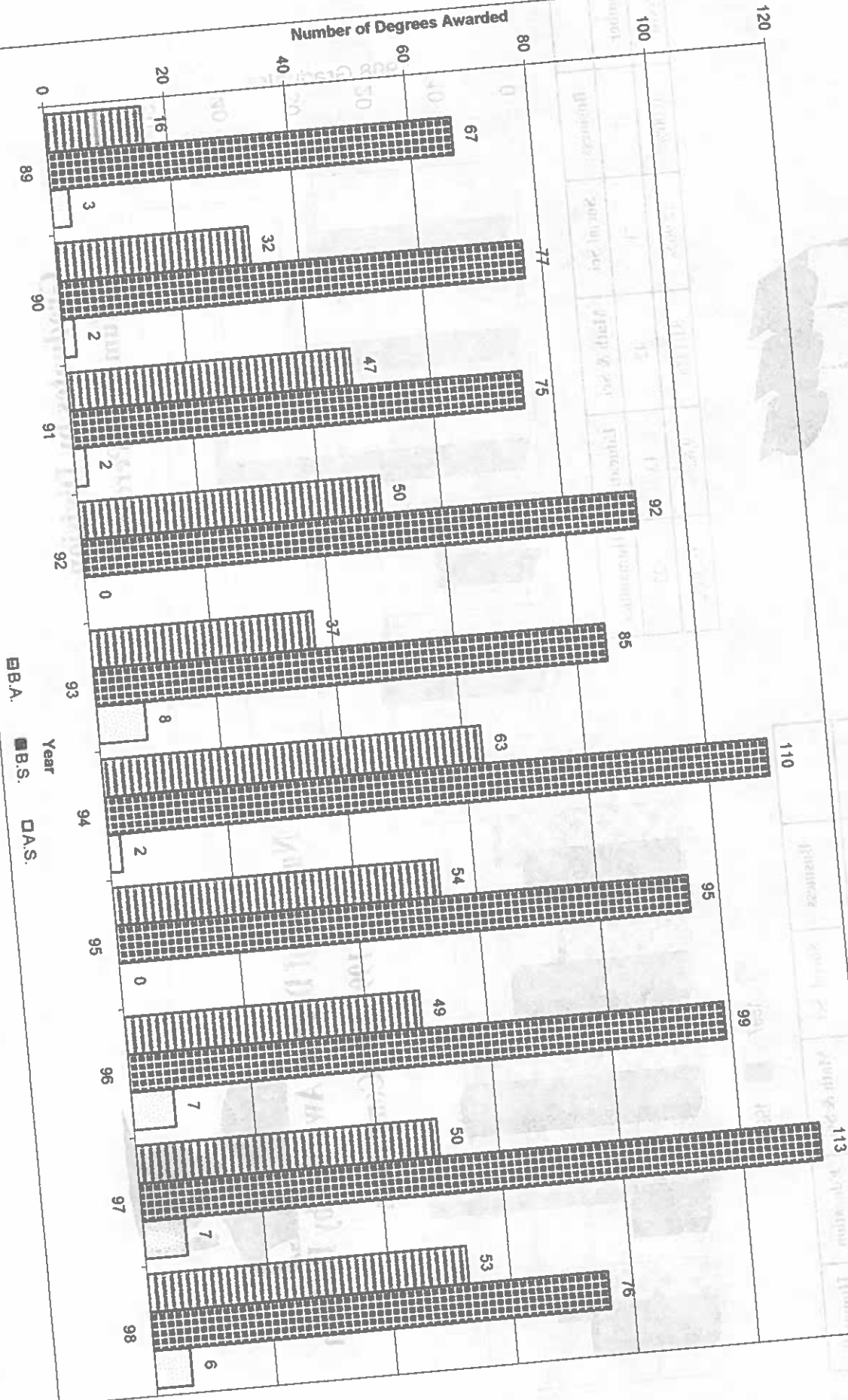
*A Legacy . . .*

Experience over 130 years of history, achievements and outstanding strides in education. Frost College molds students to make their dreams possible and shapes them for a world where possibilities become reality.

**Degrees Awarded**

Faint, illegible text, possibly bleed-through from the reverse side of the page.

### Degrees Awarded



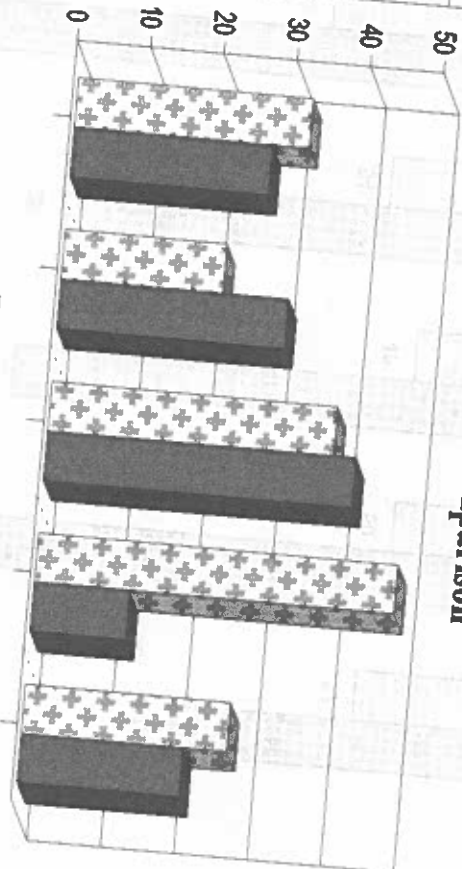
## Graduates by Division (Number & Percent)



Division	Number	Percent
Business	27	20.00%
Social Sci.	31	22.96%
Math & Sci.	42	31.11%
Education	13	9.62%
Humanities	22	16.29%




## Number of Degrees Awarded by Division 1997-1998 Comparison



Year	Business	Social. Sci.	Math & Sci.	Education	Humanities
1997	32	22	39	49	28
1998	27	31	42	13	22






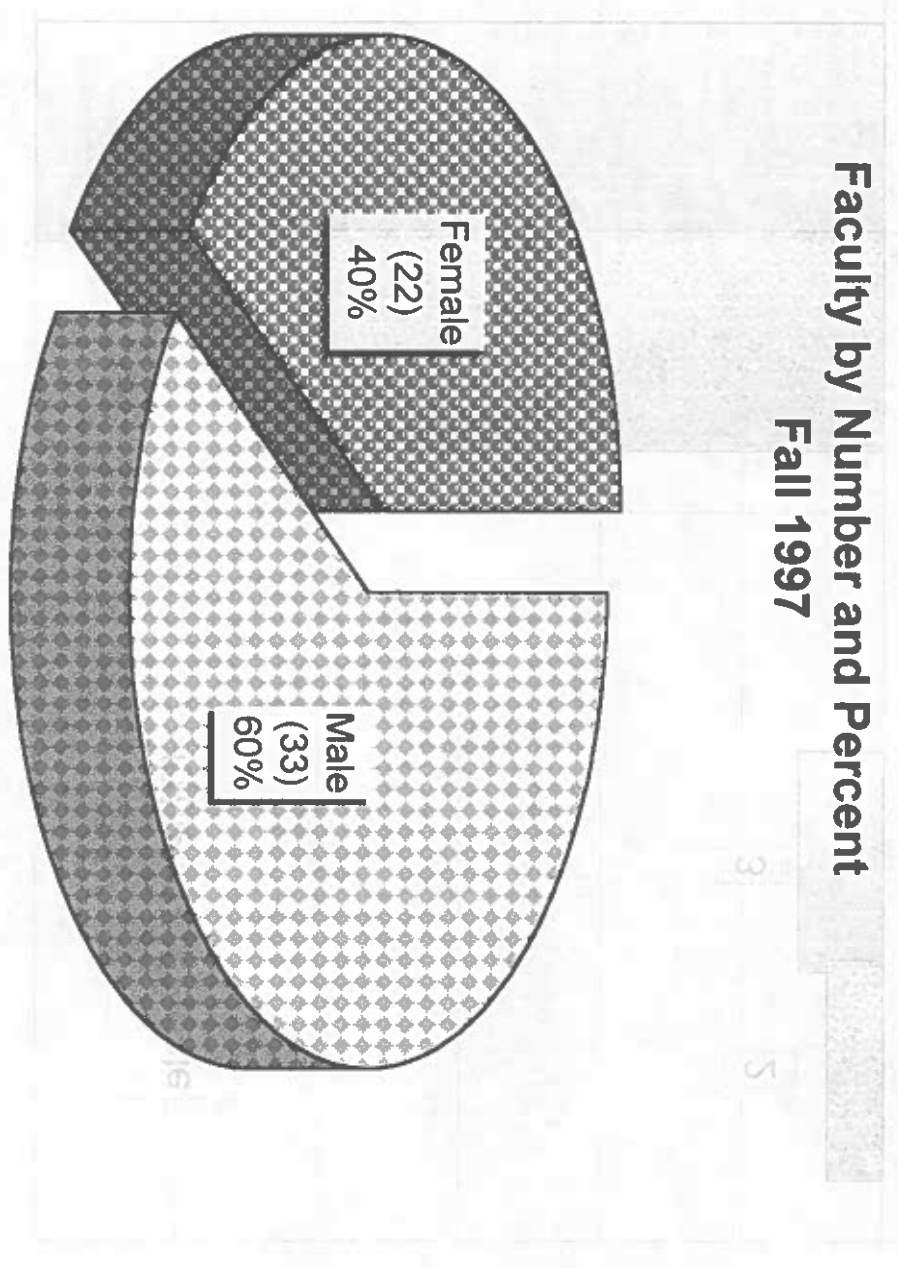


*A Legacy . . .*  
Experience over 130 years of  
history, achievements and  
outstanding strides in education.  
Rust College molds students  
to make their dreams possible  
and shapes them for a world  
where possibilities become reality.

# Faculty

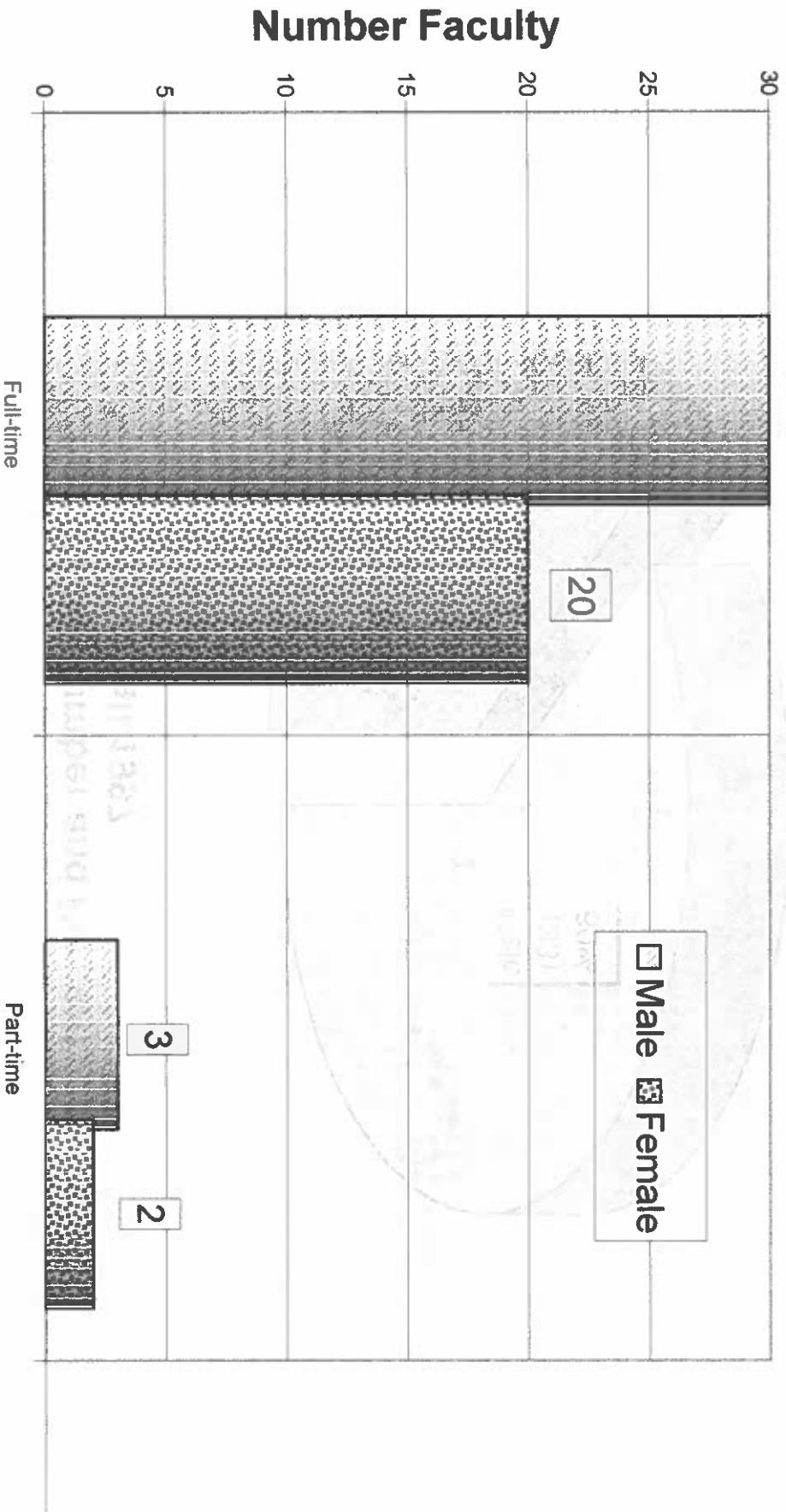


# Faculty by Number and Percent Fall 1997

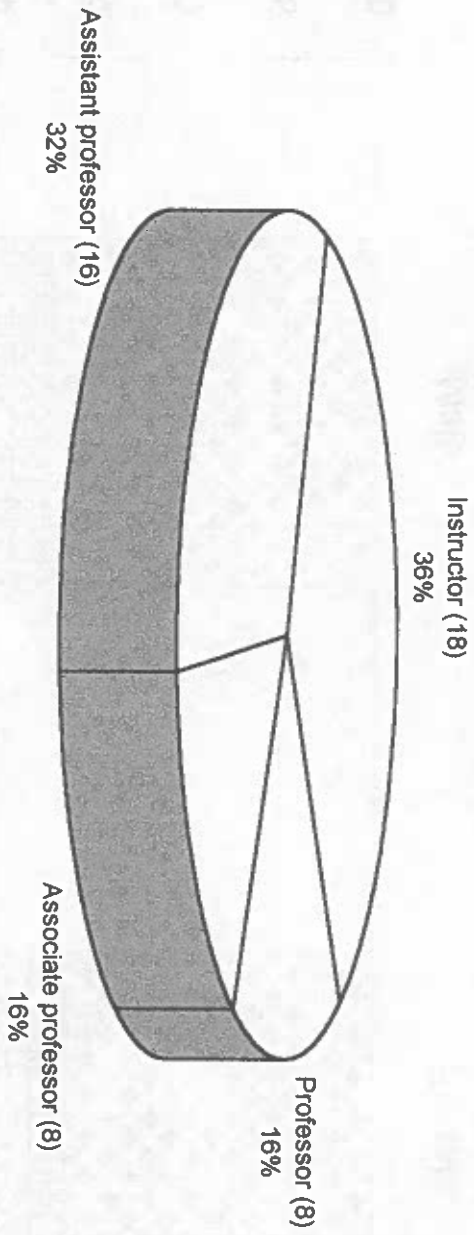


Fall 1997 Faculty by Type and Gender

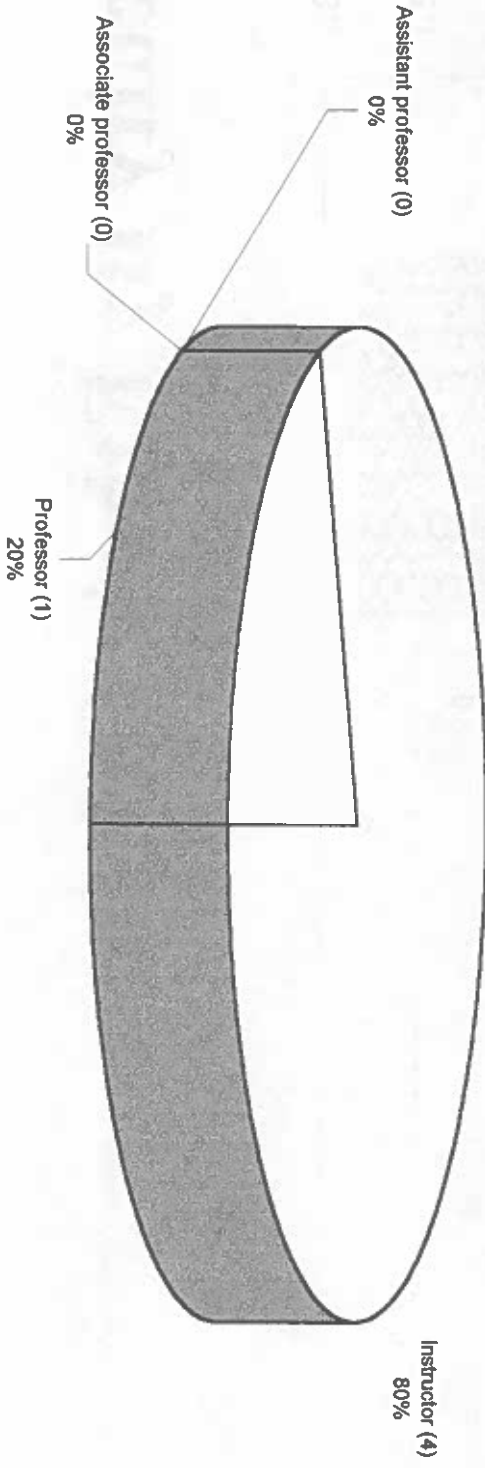
# Fall 1997 Faculty by Type and Gender




### Full-time Faculty by Rank

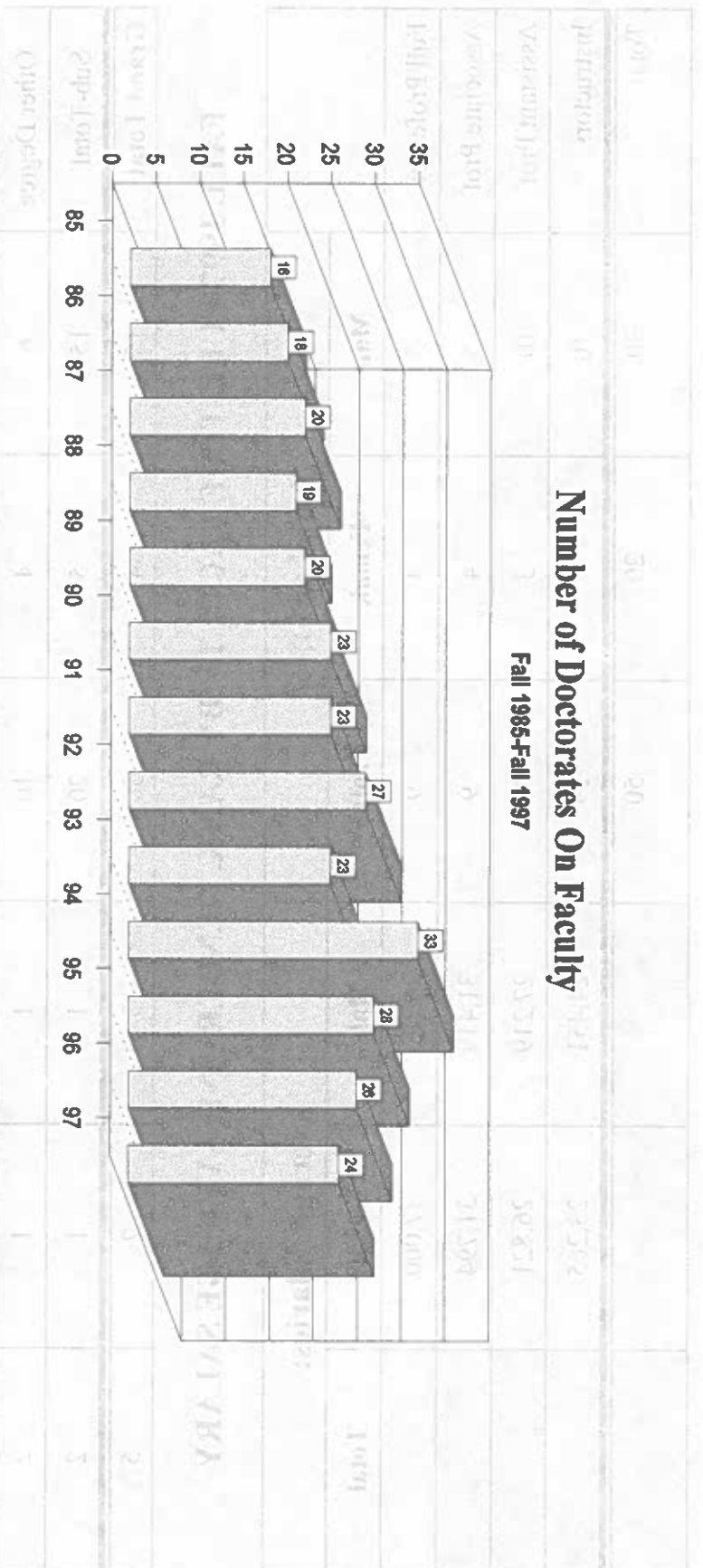


### Part-time Faculty by Rank

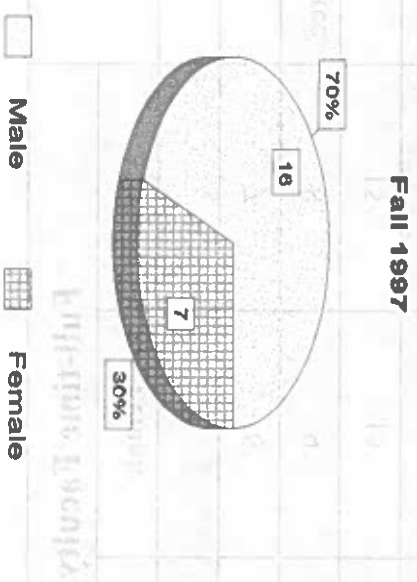


# Faculty By Ethnic Origin:

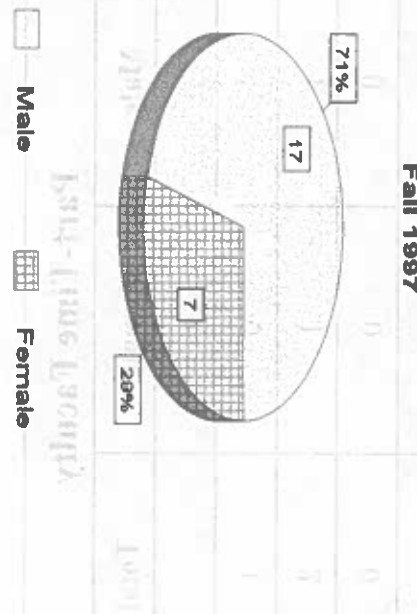




### Full-Time Doctorates by Gender



### Full-time & Part-time Doctorates by Gender




## FALL 1997 FACULTY BY HIGHEST DEGREE EARNED

	Full-time Faculty			Part-Time Faculty		
	Male	Female	Total	Male	Female	Total
<b>Black</b>						
Doctorate	7	6	13	1	0	1
Other Degree	8	9	17	1	1	2
Sub-Total	15	15	30	0	0	0
<b>Non-Black</b>						
Doctorate	9	1	10	0	0	0
Other Degree	6	4	10	1	1	2
Sub-Total	15	5	20	1	1	2
<b>Grand Total</b>	15	4	50	3	2	5

## FALL 1997 FULL-TIME FACULTY BY RANK, GENDER AND AVERAGE SALARY

	Number of:			Average Salaries:		
	Male	Female	Total	Male	Female	Total
Full Professor	5	4	9	36,123	37,000	
Associate Prof	5	4	9	31,419	31,794	
Assistant Prof	10	3	13	27,219	26,821	
Instructors	10	9	19	24,451	23,265	
<b>Total</b>	30	20	50			





*A Legacy . . .*

Experience over 130 years of history, achievements and outstanding strides in education. Rust College molds students to make their dreams possible and shapes them for a world where possibilities become reality.

**Revenues and Expenditures**

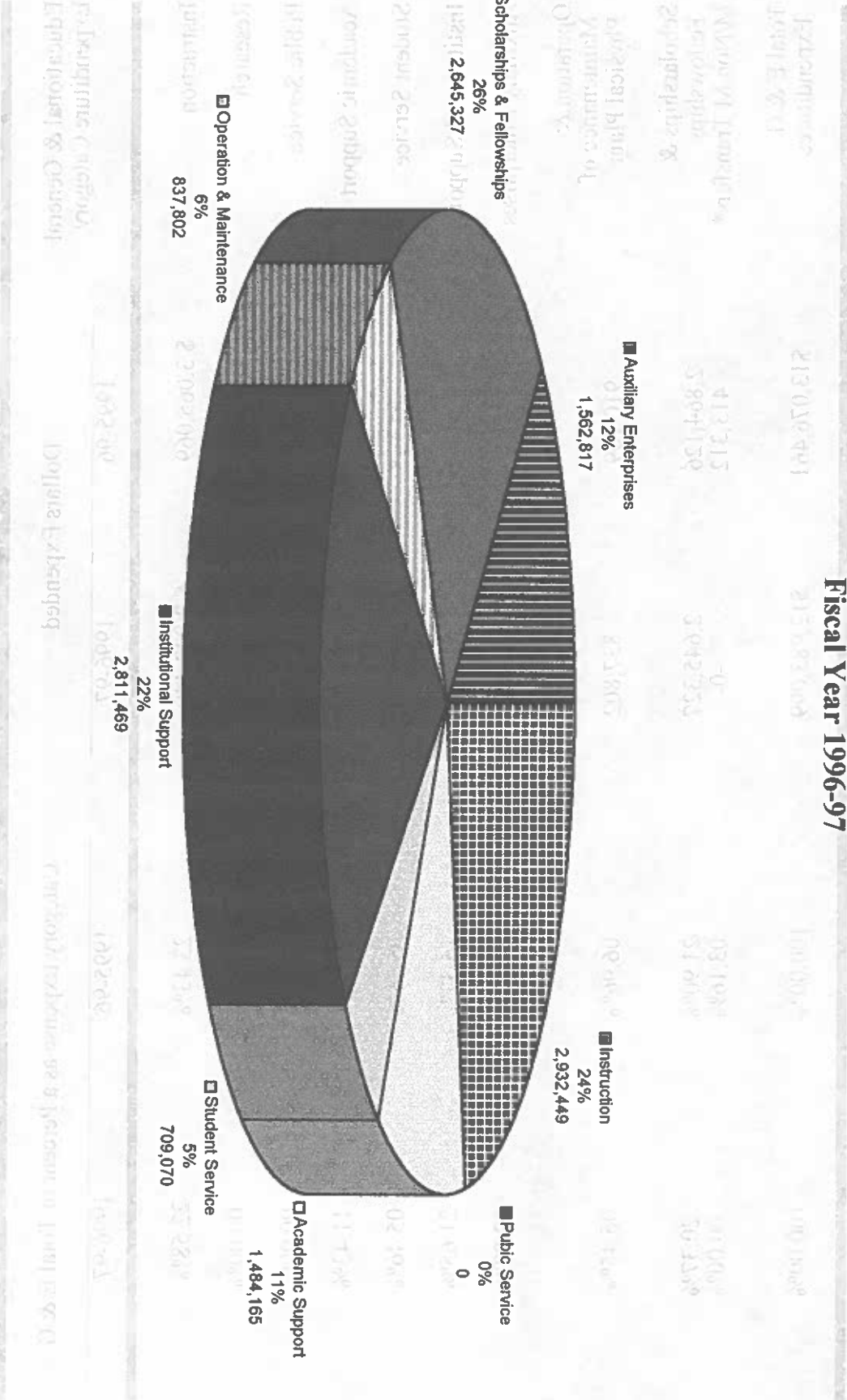


*[Faint, illegible text, possibly bleed-through from the reverse side of the page.]*

*[Faint, illegible text, possibly bleed-through from the reverse side of the page.]*

### Educational & General Expenditures By Function

Fiscal Year 1996-97



STATE OF MICHIGAN DEPARTMENT OF EDUCATION  
 1000 WEST WASHINGTON AVENUE  
 LANSING, MICHIGAN 48206-1600  
 TEL: 313-763-1000 FAX: 313-763-1001  
 WWW: www.michigan.gov/education

TOTAL EXPENDITURES (RESTRICTED AND UNRESTRICTED) FOR EDUCATIONAL  
AND GENERAL PURPOSES BY FUNCTIONAL CATEGORY  
FY 95-96--FY 96-97

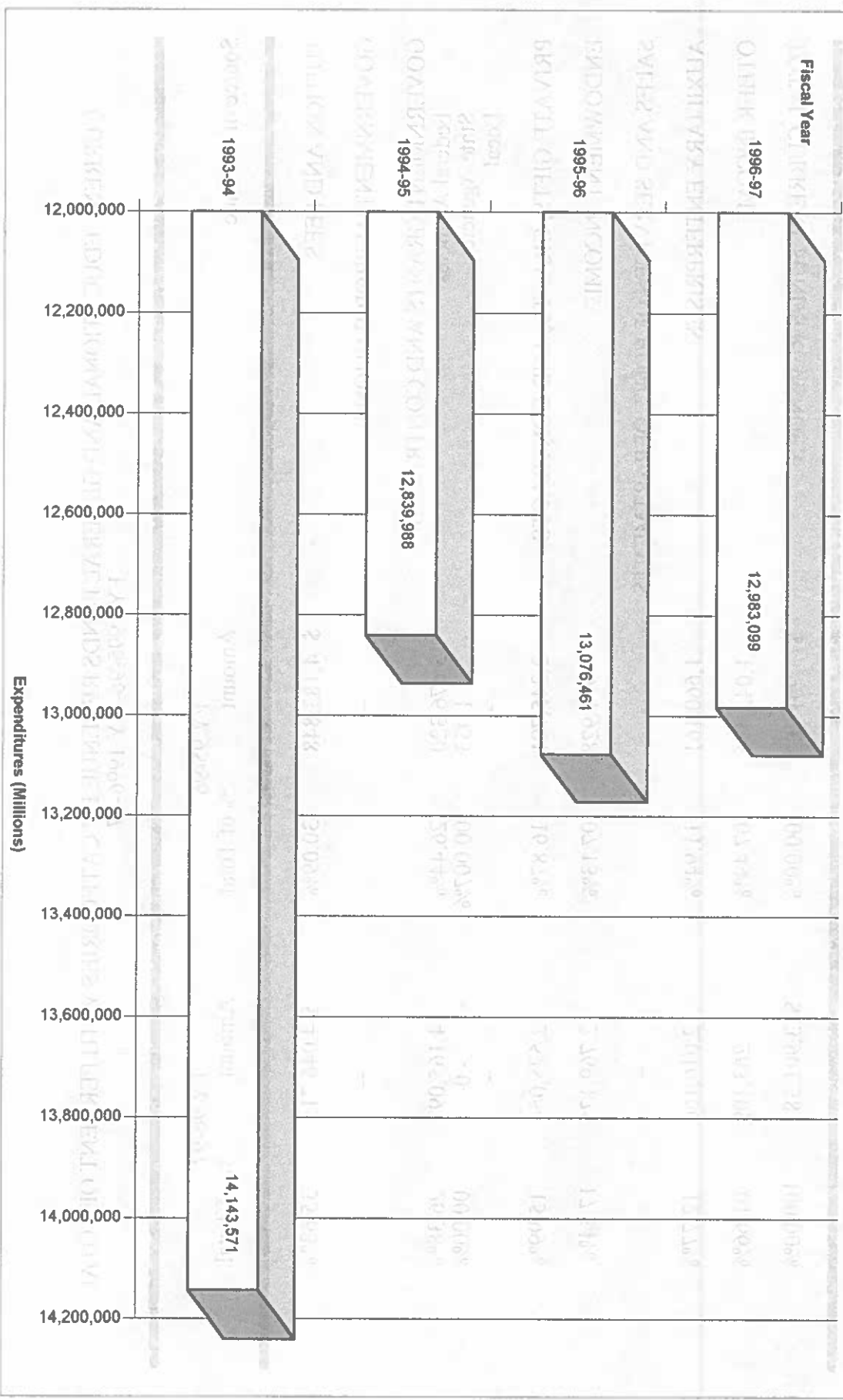
Educational & General Expenditure Category	Dollars Expended		Category Expense as a Percent of Total E & G	
	1995-96	1996-97	1995-96	1996-97
Instruction	\$ 3,065,069	\$ 2,932,449	23.43%	22.58%
Research	-0-	-0-	00.00%	00.00%
Public Service	408,965	-0-	03.12%	00.00%
Academic Support	1,189,000	1,484,165	09.09%	11.43%
Student Service	687,347	709,070	05.25%	05.46%
Institutional Support	2,010,741	2,811,469	15.37%	21.65%
Auxiliary Enterprises	1,527,192	1,562,817	11.67%	12.03%
Operation & Maintenance of Physical Plant	910,709	837,802	06.96%	06.45%
Scholarships & Fellowships	2,864,126	2,645,327	21.90%	20.37%
M/Non M Transfers*	413,312	-0-	03.16%	00.00%
Total E & G Expenditures	\$13,076,461	\$12,983,099	100.00%	100.00%

\*No transfers - mandatory or non-mandatory (1996-97)  
\*Inclusive of mandatory transfers \$413,312 (1995-96)

Source: IPEDS-Business Office

Source: HMDA, Department of Health

### TOTAL EXPENDITURES Fiscal Years 1993-94 Thru 1996-97



CURRENT EDUCATIONAL AND GENERAL FUNDS REVENUE BY CATEGORIES WITH PERCENT OF TOTAL  
 FY 1995-96--FY 1996-97

Source of Revenue	FY 95-96		FY 96-97	
	Amount	% of Total	Amount	% of Total
TUITION AND FEES	\$ 4,183,848	30.09%	\$ 4,046,715	35.63%
GOVERNMENT APPROPRIATIONS	--		--	
GOVERNMENT GRANTS AND CONTRACTS				
Federal Agencies	3,676,320	26.44%	4,165,097	26.38%
State Agencies	1,033	00.007%	-0-	00.00%
Local	--		--	
PRIVATE GIFTS, GRANTS, AND CONTRACTS	2,345,701	16.87%	2,525,054	15.99%
ENDOWMENT INCOME	991,928	07.13%	2,769,175	17.54%
SALES AND SERVICES OF EDUC. DEPARTMENTS	--		--	
AUXILIARY ENTERPRISES	1,660,161	11.94%	2,016,160	12.77%
OTHER INCOME	1,042,396	07.49%	263,109	01.66%
TOTAL CURRENT FUNDS REVENUES	\$13,901,387	100.00%	\$13,901,387	100.00%

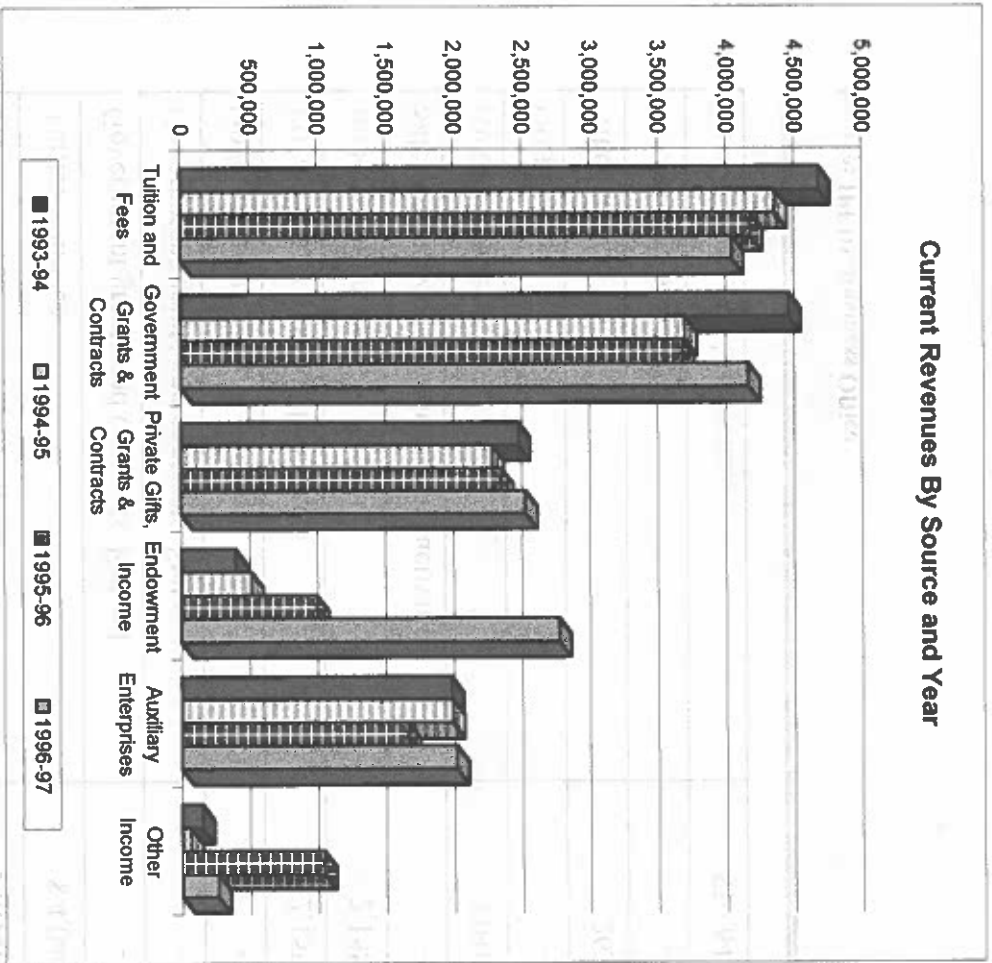
Source: IPEDS-Business Office

**RESTRICTED AND UNRESTRICTED FUNDS REVENUES BY SOURCE FOR FISCAL YEAR 1996-97**

Source of Funds	Unrestricted	Restricted	Total
Tuition and fees	\$ 4,046,715	-	\$ 4,046,715
Government grants and contracts: Federal	-	4,165,097	4,156,097
Government grants and contracts: State	-	-	-
Government grants and contracts: Local	-	-	-
Private gifts, grants, and contracts	2,159,226	365,828	2,525,054
Endowment income	2,158,556	610,619	2,769,175
Sales and services of educational activities	-	-	-
Auxiliary enterprises	2,016,160	-	2,016,160
Hospitals	-	-	-
Other sources	263,109	-	263,109
Independent operations	-	-	-
<b>Total Current Funds Revenues</b>	<b>\$10,643,766</b>	<b>\$5,141,544</b>	<b>\$ 15,785,310</b>

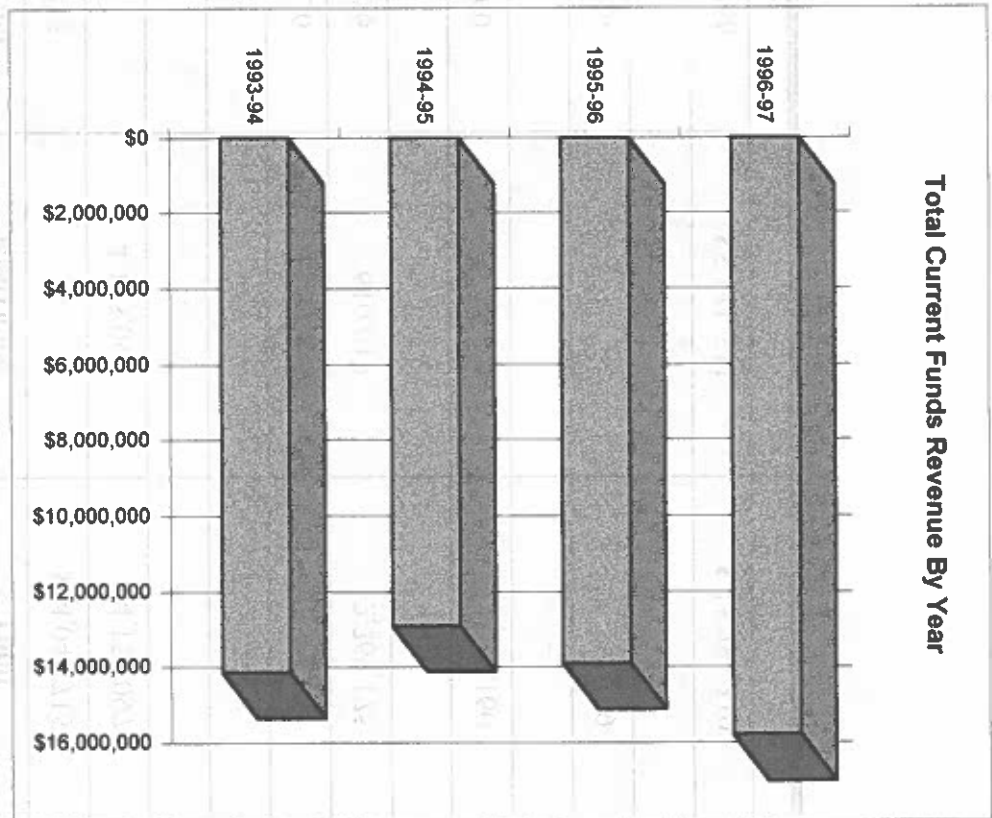
Source: IPEDS-Business Office

**Current Revenues By Source and Year**



Source	1993-94	1994-95	1995-96	1996-97
Tuition and Fees	4,679,987	4,360,665	4,183,848	4,046,715
Government Grants & Contracts	4,459,763	3,699,811	3,677,353	4,165,097
Private Gifts, Grants & Contracts	2,472,768	2,279,917	2,345,701	2,525,054
Endowment Income	393,710	510,786	991,161	2,769,175
Auxiliary Enterprises	1,979,202	1,986,956	1,660,161	2,016,160
Other Income	147,979	61,769	1,042,396	263,109

**Total Current Funds Revenue By Year**




Year	Revenue
1993-94	\$14,133,409
1994-95	\$12,899,904
1995-96	\$13,901,387
1996-97	\$15,785,310



*A Legacy . . .*

Experience over 130 years of history, achievements and outstanding strides in education. Rust College molds students to make their dreams possible and shapes them for a world where possibilities become reality.



**Financial Aid**



The following information is provided for your reference:  
 The total number of pages in this document is 10.  
 The document contains 10 pages of text.  
 The text is organized into 10 sections.  
 Each section contains 10 lines of text.  
 The text is presented in a clear and concise manner.  
 The information is accurate and up-to-date.  
 The document is well-organized and easy to read.  
 The text is presented in a professional and polished format.  
 The information is presented in a logical and coherent order.  
 The document is a valuable resource for your research.  
 The text is presented in a clear and concise manner.  
 The information is accurate and up-to-date.  
 The document is well-organized and easy to read.  
 The text is presented in a professional and polished format.  
 The information is presented in a logical and coherent order.  
 The document is a valuable resource for your research.

**FINANCIAL AID ALLOCATIONS 1996-97**

**First-Time Full-Time Students**


**All Students**

<b>Program</b>	<b>No. Of Students</b>	<b>Amount Awarded</b>	<b>No. Of Students</b>	<b>Amount Awarded</b>
Pell Grants	163	\$ 325,102	553	\$1,131,197
SEOG'S	153	\$ 221,950	501	\$ 457,793
College Work-study Prog.	139	\$ 89,086	463	\$ 355,572
Stafford Loans	155	\$ 316,486	567	\$1,498,988
Perkins Loans	1	\$ 1,174	3	\$ 5,674
Plus Loans	6	\$ 19,224	12	\$ 40,824
Coll. Scholarships/Grants	134	\$ 191,041	640	\$ 683,196
Coll. And/or other Loans	1	\$ 1,500	1	\$ 1,000
State Scholarships/Grants	44	\$ 20,700	142	\$ 69,950
Other Scholarships/Grants	55	\$ 29,940	245	\$ 180,979
ROTC Scholarships/Awards	0	\$ 0	0	\$ 0
Veterans' Benefits	0	\$ 0	4	\$ 6,300
<b>Total</b>		<b>\$1,216,203</b>		<b>\$4,431,473</b>

**FINANCIAL AID ALLOCATIONS COMPARATIVE DATA**  
**1993-94 - 1996-97**

Programs	1993-94		1994-95		1995-96		1996-97	
	Number of Students	Total Amount Awarded	Number of Students	Total Amount Awarded	Number of Students	Total Amount Awarded	Number of Students	Total Amount Awarded
Pell Grants	868	1,522,978	775	1,374,372	679	1,200,254	553	1,131,197
SEOGs	696	453,458	665	453,592	575	454,683	501	457,793
College Work-Study Program	594	369,984	594	397,539	487	330,006	463	355,572
Stafford Loans	712	1,888,842	602	1,683,056	575	1,680,190	567	1,498,988
Perkins Loans	16	33,605	18	27,388	7	11,500	3	5,674
PLUS Loans	18	45,685	7	20,217	14	46,565	12	40,824
College Scholarships/Grants	465	575,469	603	607,400	593	627,380	640	683,196
College and/or other Loans	10	17,900	16	15,946	8	16,708	1	1,000
State Scholarships/Grants	85	26,733	64	27,634	63	68,587	142	69,950
Other Scholarships/Grants	242	166,986	198	135,765	177	176,085	245	180,979
Veterans' Benefits	2	1,500	5	10,500	4	9,025	4	6,300

Source: Financial Aid



*A Legacy . . .*

Experience over 130 years of history, achievements and outstanding strides in education. Rust College molds students to make their dreams possible and shapes them for a world where possibilities become reality.

**Library**

*[Faint, illegible text, possibly bleed-through from the reverse side of the page]*


**LIBRARY COLLECTIONS, FISCAL YEAR 1996**

Category	Total Number	
	Added during fiscal year	Held at end of fiscal year
Books, serial backfiles, and government documents that are accessible through the library's catalog - includes bound periodicals and newspapers and excludes microforms.		
Volumes	1,860	115,020
Titles	1,628	112,153
Government documents-includes government documents that are not reported elsewhere.		
Units	-0-	-0-
Titles	-0-	-0-
Current serials-includes periodicals, newspapers, and government documents.		
Total number of paid and unpaid subscriptions	3	367
Titles (number of unique titles)	-0-	-0-
Microforms		
Units	-0-	7,470
Titles	-0-	215
Manuscripts and archives-Linear feet	-0-	-0-

**LIBRARY COLLECTIONS, FISCAL YEAR 1996 (CONTINUED)**

Category	Total Number	
	Added during fiscal year	Held at end of fiscal year
Cartographic materials-Units	-0-	-0-
Graphic materials-Units	-0-	-0-
Sound recordings Units	-0-	-0-
Film and video materials Units	116	502
Titles	-0-	-0-
Computer files Units	-0-	13
Titles	-0-	-0-
Other library materials-Units	-0-	-0-





*A Legacy . . .*

Experience over 130 years of history, achievements and outstanding strides in education. Rust College molds students to make their dreams possible and shapes them for a world where possibilities become reality.

Student



*[The text in this section is extremely faint and illegible.]*

*[The text in this section is extremely faint and illegible.]*

## STUDENT ORGANIZATIONS

### GENERAL

Student Government Association (SGA)

### CLASS ORGANIZATIONS

Class organizations are structural and offices are held at the four levels of student classification.

### SPECIAL SERVICE GROUPS

(1) Concert Band (2) College Choir (3) Theater Guild

### MAJOR AREA CLUBS

(1) Science and Mathematics (2) Social Work Club (3) Student National Education Association  
(4) Computer Science Club (5) Pre-Law Club

### RELIGIOUS ORGANIZATIONS

(1) Methodist Student Movement (M.S.M.) (2) Y.M.C.A. (3) Y.W.C.A.  
(5) Baptist Student Movement (B.S.M.) (4) Sunday School (6) Catholic Student Association (C.S.A.)

### FRATERNAL ORGANIZATIONS

(1) Phi Beta Sigma Fraternity, Inc. (Social) (2) Alpha Beta Mu (Honorary)  
(3) Zeta Phi Beta Sorority, Inc. (Social) (4) Omega Psi Phi Fraternity, Inc. (Social)  
(5) Sigma Tau Delta (Honorary English) (6) Delta Psi Omega National Honorary Dramatic Fraternity, Inc.  
(7) Kappa Alpha Psi Fraternity, Inc. (Social) (8) Delta Sigma Theta Sorority, Inc. (Social)  
(9) Alpha Kappa Alpha Sorority, Inc. (Social) (10) Alpha Phi Alpha, Fraternity, Inc. (Social)  
(11) Alpha Phi Omega (Service) (12) Gamma Sigma Sigma (Service)  
(13) Phi Beta Lambda (Academic) (14) Greek Council  
(15) Alpha Kappa Mu National Honors Society (Honorary) (16) Mu Epsilon Nu Fraternal Organization (Service)

### ATHLETIC GROUPS

(1) Cheerleaders (2) Pep Squad (3) Basketball (4) Track and Field Activities (5) Baseball (6) Tennis

### OTHER ORGANIZATIONS

(1) NAACP (2) International Students Associations

## COLLEGE AND STUDENT PUBLICATIONS

### **THE BEARCAT**

The Bearcat is the College Yearbook, an annual publication edited by staff selected by the student body.

### **THE SENTINEL**

The Sentinel, edited and published by the Director of Publications, is the College's bulletin which is circulated among alumni, friends, associates, faculty, staff, the community, and student body. It provides information concerning important events and progress of the College. Published quarterly.

### **THE RUSTORIAN**

The Rustorian is the student newspaper whose editor is appointed by the Humanities Division Chair in consultation with the Journalism advisor and/or SGA president. The student newspaper reflects campus life and activities and is edited by the Rustorian Staff and approved by the newspaper faculty advisor. The Rustorian is a monthly publication.

### **THE ALUMNI NEWSLETTER**


The alumni Newsletter published and circulated quarterly.

### **THE CAMPUS NEWS BRIEF**

The Campus News Briefs, a weekly newsletter, is produced by the Office of Public Information. This is used to keep the faculty, staff and students informed about campus activities which will take place during the coming week.

## ATHLETICS AND INTRAMURAL


The college participates in the following intercollegiate sports: basketball; baseball; tennis; cross-country; volleyball; track and field activities.



*A Legacy . . .*

Experience over 130 years of history, achievements and outstanding strides in education. Rust College molds students to make their dreams possible and shapes them for a world where possibilities become reality.

**Campus**



Vertical text on the right side of the page, which is extremely faint and illegible.



## CAMPUS

Rust College is located thirty-five miles southeast of Memphis, Tennessee, in the city of Holly Springs, Mississippi. The entrance of the campus is located on Rust Avenue which connects North Randolph Street and the U. S. Highway 78 named Memphis Street. All buildings are located on the campus except five duplex apartments and four single dwellings for faculty and staff members which are located on Rust Avenue.

There are forty-seven buildings located on the campus. These buildings include five dormitories, The Howard Thurman Chapel, Leontyne Price Library, McDonald Science Building, R. A. & Ruth Brown Mass Communications Building, McCoy Administration Building, Doxey/Alumni Fine Arts Building, W. A. McMillan Multi-Purpose Center, Child Developmental Center, Business, Computer and Social Science Building, Physical Plant Building, Warehouse, President's Home, and nineteen faculty and staff housing facilities.

### OAKVIEW

Oakview Mansion, the oldest building on campus, is listed in the National Register of Historical Places in the United States. The building currently houses the Public Relations, Alumni Affairs and the International Alumni President Offices. Included in this facility are two guest bedrooms, a storage area, a conference room and several work stations.

### THE BUSINESS COMPUTER AND SOCIAL SCIENCE BUILDING

The Business Computer and Social Science Building is a two-story brick structure which was constructed in 1989. It occupies 44,000 square feet, 80 percent classroom space, and 20 percent auditorium. The first floor contains an auditorium with a seating capacity of 382, a lecture classroom that will seat 75, a secretarial office pool, and classrooms. Computer Science and the Division of Social Science and Business are located in the complex.

## **THE MCCOY ADMINISTRATION BUILDING**

The McCoy Administration Building, named in honor of alumnus and eighth president Dr. Lee Marcus McCoy, is the landmark of Rust College. McCoy Hall, a two-story brick building with a tower approximately seven stories high, was completed in 1947. It is situated at an elevation of 590 feet. Its gross area is 23,000 square feet and the net assignable area is 20,464 square feet excluding the annex which was added in 1972 providing additional floor space of 1,826 square feet.

The first floor of the building houses the offices of the president, vice-president, institutional research, personnel, development grants and contracts, fiscal affairs, and the computer center. The second floor houses the offices of the academic dean, the registrar, admissions and recruitment director, financial aid director, career development director, and director of operations. Also, located on the floor is the president's conference room.

## **THE PRESIDENT'S HOME**

The President's Home, an attractive brick bungalow located on the east side entrance to the campus, was constructed in 1958. Since that time, renovations included the addition of three bedrooms, a meeting room and a den of 3,500 square feet.

## **MCDONALD SCIENCE BUILDING**

The McDonald Science Hall, a two-story reinforced concrete structure with brick veneer exterior, was constructed in 1966. It occupies a net assignable area of 17,616 square feet consisting of classrooms, a lecture room, science laboratories, and faculty offices for the Division of Science and Mathematics. A two-story annex was completed in January 1994. The Emma B. Miller Science Annex has been designed to accommodate additional classrooms, laboratory space, and faculty offices. The assignable area of the annex is 5,100 square feet.



### **THE W. A. McMILLAN MULTI-PURPOSE CENTER**

The W. A. McMillan Multi-Purpose Center was completed in 1972. It occupies 52,000 square feet, which has undergone extensive repairs. The building consists of classrooms, faculty and staff offices, a conference room, a gymnasium, an Olympic size swimming pool, weight room, and mechanical room. The gymnasium accommodates 1,600 spectators during basketball games and 2,200 persons during special programs, convocations, or other public occasions.

The annex, which was added in 1972 houses the Student Center. There is adequate space for a snack bar, a two-lane bowling alley, space for billiard and ping pong games, and a novelty shop.

### **THE RAINSFORD A. AND RUTH M. BROWN MASS COMMUNICATION CENTER**

The Rainsford A. and Ruth M. Brown Mass Communications Center is one of the outstanding highlights of the campus because of its unique modern structural design. This building accommodates a multiplicity of educational programs, which consist of 30,284 square feet. The following areas are in the building: television and radio studios, two production rooms, five offices, three classrooms, a laboratory and dark room, and the Shaw Cafeteria. Constructed in 1981, it features all necessary equipment which provided accessibility to the disabled.

### **THE DOXEY/ALUMNI FINE ARTS CENTER**

The Doxey/Alumni Fine Arts Center was constructed in 1974. The building occupies 36,160 square feet. This two-story brick building housed the Division of Humanities, including the areas of music, speech and drama, art, English and modern foreign languages, and the Division of Freshman Studies. It also houses the 595 seat Albert Morehouse Auditorium with a balcony and a modern stage for dramatic and musical presentations. This building has two modern theater-style dressing rooms with bathroom facilities. In addition, it houses both faculty and staff offices.

## **THE HOWARD THURMAN CHAPEL**

The Howard Thurman Chapel, named in honor of the renowned theologian, Howard Thurman, was dedicated in 1982. It has an anteroom, one office, a prayer room and a chapel with a seating capacity for 100. This building is frequently used by students and is a welcome addition for worship services and many other functions.

## **POST OFFICE/LAUNDRY BUILDING**

The Post Office/Laundry Multi-Purpose Building is an attractive one-story structure completed in 1992. The post office receives all incoming mail. The mail is placed in combination boxes which serve students, faculty and staff. It occupies 3648 square feet. The laundry is equipped with eighteen washers and eighteen dryers. The laundry area is open twelve hours daily.

## **GROSS HALL**

Gross Hall is an attractive three-story building dedicated in 1966 for the purpose of housing male students. It occupies a net assignable area of 19,048 square feet and provided housing for ninety-two male students. A spacious lounge and living quarter for the counselor and adequate bathrooms on all floors are included.

## **WIFF HALL**

Wiff Hall, a three-story building, was dedicated in 1966 as a residence hall for women students. It occupies a total assignable space of 21,657 square feet, housed ninety-two students. In addition to rooms for students, the first floor includes a spacious recreation room, kitchen, and two guest rooms in the basement. It also contains a spacious lounge, living quarters for the counselor with two bathrooms and a receptionist area. The second and third floors consist of rooms for students and two bathrooms on each floor.

## **E. L. RUST HALL**

E. L. Rust Hall, a two-story brick structure completely renovated in 1990, replaced the old E. L. Rust Hall which was built in 1884. It occupies 28,584 square feet. The building is equipped with individual heating and air-conditioning units, houses 192 women students, and includes a lounge and living quarters for the counselor on the first floor with adequate bathrooms on both floors.

## **DAVAGE-SMITH HALL**

Davage-Smith Hall, a two-story brick building, was renovated in 1990 to house 152 male students. It occupies 31,032 square feet. The building contains a television room, a study room and private living quarters for the counselor.

## **THE EMMA ELZY WOMEN'S LIVING/LEARNING CENTER**

The Emma Elzy Women's Living/Learning Center is a uniquely attractive, new brick two-story dormitory which was constructed in 1991 to house 200 women. This building consists of 26,000 square feet.

## **THE LEONTYNE PRICE LIBRARY**

The Leontyne Price Library received a "Citation for Excellence in Architecture" in 1972 by College and University Magazine, an honor which helps to reiterate the fact that college libraries are planned to meet the informational, cultural, and requirements for their clientele. The building, named to honor the famous Metropolitan Opera star, is located in the hub of the academic area. It is located directly in the center of the campus, and serves as a focal point of all educational and cultural needs of the entire campus. The library occupies 40,950 square feet.

## **THE PHYSICAL PLANT BUILDING**

The physical plant building was constructed in 1973. It consists of 5600 square feet, with office space for the director, a staff meeting room, shop area, storage and work space.

## **THE WAREHOUSE/BOOKSTORE**

The warehouse was constructed in 1980. It occupies 6000 square feet, and adequately stores supplies and equipment. Books for the academic program are also issued from the warehouse. All college inventory records are maintained in this building. All supplies and equipment are received at the warehouse.

## **SHAW HALL**

Shaw Hall was remodeled in 1991. It evolved from a dormitory for women to an office building, which now houses the office for Student Support Services, testing and counseling, and Continuing Education. The building consists of 9,000 square feet of useable space.

## **MAGIC JOHNSON SPORTS COMPLEX**

The Magic Johnson Sports Complex was constructed and completed during the 1992-93 school year. It occupies approximately five acres on the northeast section of the campus.

The complex is beautifully designed and consists of a six-lane NCAA regulation track, a basketball court and six tennis courts. There are seating areas and bleachers near the track, basketball and tennis areas.

## **CHILD DEVELOPMENT CENTER**

The Child Development Center was constructed in 1989. It consists of 1,100 square feet with office space, reception area, three classrooms, and two restrooms.

# RUST COLLEGE CAMPUS GUIDE

RANDOLPH STREET

CAMPUS DRIVE

RUST STREET

MEMPHIS 9 STREET

HIGHWAY 7

MAIN ENTRANCE

PARKING AREA

PARKING AREA

PARKING AREA

TENNIS COURTS

- LEGEND
1. Shaw Hall
  2. Davlew Hall
  3. Brown Communications Center
  4. E. L. Rust Hall
  5. Viff Hall
  6. Administration Building
  7. Library
  8. McMillan Multipurpose Center
  9. McDonald Hall
  10. Gross Hall
  11. Dorey Hall
  12. Howard Thurman Chapel
  13. Davage Hall
  14. Guard House
  15. President's Residence
  16. Residence 17. RCS Building

