

# RUST COLLEGE

FACT BOOK 2013 / 2014


## Table of Contents



Overview	4
Executive Council	5
Quick Facts	6
2014 Accreditation News	7
Assessment and Accreditation	8
Enrollment Services	9
Financial Aid	13
Student Affairs	15
Academic Affairs	19
College Relations	29
Fiscal Data	30

# RUST COLLEGE

## OVERVIEW



Dr. David L. Beckley, President

### RUST COLLEGE MISSION STATEMENT

**Rust College** is a historically Black, coeducational, senior liberal arts college founded in 1866 by the Freedman's Aid Society of the Methodist Episcopal Church. The College is related to the United Methodist Church, and dedicated to serving students with a variety of academic preparations, through instruction in the humanities, social and behavioral sciences, natural science, business, technology, and education. The College recognizes the threefold functions of education as being teaching, research, and community service. Its primary mission, however, is teaching. It offers a well-rounded program designed to acquaint students with cultural, moral, and spiritual values, both in theory and in practice. Rust College provides an opportunity for education to all, regardless of race, religion, sex, national origin or ethnic background. (Approved 2009)

### HISTORICAL BACKGROUND

RUST COLLEGE was established in 1866 by the Freedman's Aid Society of the Methodist Episcopal Church. Its founders were missionaries from the North who opened a school in Asbury Methodist Episcopal Church, accepting adults of all ages, as well as children, for instruction in elementary subjects. A year later the first building on the present campus was erected.

In 1870, the school was chartered as Shaw University, honoring the Reverend S.O. Shaw, who made a gift of \$10,000 to the new institution. In 1892, the name was changed to Rust University to avoid confusion with another Shaw University. The name was a tribute to Richard S. Rust of Cincinnati, Ohio, Secretary of the Freedman's Aid Society. In 1915, the title was changed to the more realistic name, Rust College.

As students progressed, high school and college courses were added to the curriculum, and in 1878 two students were graduated from the college department. As public schools for Negroes became more widespread the need for private schools decreased, and in 1930 the grade school was discontinued. The high school continued to function until 1953.

A significant change in the administration of the institution took place in 1920 when Dr. M.S. Davage became president, the first Negro to hold that position. Dr. L. M. McCoy (1924), his successor, was the first alumnus to serve his Alma Mater as president. He was followed in 1957 by Dr. Earnest A. Smith, an alumnus, class of 1937. In 1967, Dr. William A. McMillan, a non-alumnus assumed the presidency. In 1993, Dr. David L. Beckley, an alumnus, class of 1967, became the eleventh president of Rust College.

Among approximately 20,000 former students of Rust College, many completed only their elementary or secondary education. However, more than 5,500 have graduated from the college department. Among these alumni are bishops of the United Methodist Church and other Church denominations, public school teachers and administrators, college presidents, lawyers, physicians, businessmen, government leaders and ministers.

# RUST COLLEGE

FACT BOOK 2013 / 2014

## EXECUTIVE COUNCIL

David L. Beckley, B.A., M.Ed., Ph.D. ....President

Ishmell H. Edwards, B.S., M.Ed., Ph.D. .... Vice President for College  
Relations

Carllos D. Lassiter, B.A., M.A. .... Dean of Students

Paul C. Lampley, B.S., M.S., Ph.D. . Vice President for Academic Affairs

Sandra C. Vaughn, B.A., Ph.D. .... Vice President for Assessment and  
Accreditation

Don Manning-Miller, B.A. .... Vice President for Finance

Braque Talley, B.S., MURP .... Director of Enrollment Services



## QUICK FACTS

- ◆ Total Endowment: \$ **24,871,717**
- ◆ Fall 2013 Total Headcount of Students: **922**
- ◆ Total Full-time Student Enrollment: **854**
- ◆ Percent of Operating Budget that comes from Tuition: **45 %**
- ◆ Percent of Minority Students Enrolled: **5%**
- ◆ Total square footage of campus buildings: **732,357 sq. ft.**

### Rust College Bus Undergoes Transformation for Movie Production

Residents of Holly Springs/Marshall County were able to see a blast from the past during the summer of 2013. The famous Rust College bus received a transformation to look like the Greyhound buses of old. The transformation was part of the production of "Quarry", a television drama about a Marine sniper who returns home from Vietnam in 1973, only to find himself being shunned by those he loves and demonized by the public. The movie is scheduled for release in 2014.



#### Rust College Ranked #2 in 10 Colleges With Low Fees for Room and Board



Rust College was recently ranked #2 in a list of top ten colleges with low fees for room and board by *U.S. News and World Report*.

For the purposes of the survey, according to *U.S. News and World Report*, room and board is defined as double occupancy and 19 meals per week or the maximum meal plan. Rust College was one of two Mississippi schools listed in the top ten—William Carey College in Hattiesburg ranked #3. Rust College was also listed in *U.S. News and World Report's* 2013 College Guide for liberal arts colleges.

# RUST COLLEGE

FACT BOOK 2013 / 2014

## RUST COLLEGE ACCREDITATION

### SACSCOC

The Southern Association of Colleges and Schools Commission on Colleges is the regional body for the accreditation of degree-granting higher education institutions in the Southern states. It serves as the common denominator of shared values and practices among the diverse institutions in Alabama, Florida, Georgia, Kentucky, Louisiana, Mississippi, North Carolina, South Carolina, Tennessee, Texas, Virginia and Latin America and other international sites approved by the Commission on Colleges that award associate, baccalaureate, master's, or doctoral degrees. The Commission also accepts applications from other international institutions of higher education.

**Mission Statement:** The mission of the Southern Association of Colleges and Schools Commission on Colleges is to assure the educational quality and improve the effectiveness of its member institutions.

**Core Values:** The Southern Association of Colleges and Schools Commission on Colleges has six core values. They are:

Integrity

Peer Review/Self-regulation

Student Learning


Continuous Quality Improvement

Accountability

Transparency \*\*\*

### RUST COLLEGE REVIEW

The On-Site Committee of the Southern Association of Colleges and Schools Commission on Colleges (SACSCOC) completed its review of Rust College for compliance with the Core Requirements, Comprehensive Standards, and Federal Requirements and provided consultation regarding the acceptance of the Quality Enhancement Plan (QEP). The On-Site Committee Peer Review Committee will finalize the Report of the Reaffirmation Committee including the acceptability of the QEP to the Commission on Colleges for review and action. The commission will meet in June 2014 and announce its decision in July 2014.



# RUST COLLEGE

FACT BOOK 2013 / 2014

## ASSESSMENT AND ACCREDITATION

**Dr. Sandra Vaughn**  
Vice President of Assessment and  
Accreditation



### MISSION:

The Office of Institutional Assessment & Accreditation serves to provide the President with appropriate analysis of data related specifically to the College's Strategic Plan and Quality Enhancement Plan.

This may involve review of area planning, curriculum development, student enrollment, retention, and program review for the purpose of support, improvement, and continued viability of the College. The office also serves as the liaison for the Southern Association of Colleges and Schools (SACS).

Institutional Research is responsible for all external surveys the College is required or requested to submit. Key among those is the annual IPEDS report to the Department of Education. Reports on all planning, management, and evaluation activities that support the Strategic Plan are housed in this office.

### 2013 / 2014 ACTIVITIES

#### I. SACS

- ◆ Focus Report
- ◆ Presentation to Cabinet, Faculty, Staff, Support Personnel, SGA, and Student Leaders on Focus Report and On-Site Committee visit
- ◆ Coordinated On-site visit

#### II. External Surveys

- ◆ US News and World Report
- ◆ College Board
- ◆ Campus Safety and Security
- ◆ NCAA
- ◆ Equity in Athletics Disclosure Act
- ◆ Annual Survey of Colleges
- ◆ Peterson's Annual Survey

#### III. Completed the following IPEDS reports

- ◆ IC Header (August 2013)
- ◆ Institutional Characteristics (October 2013)
- ◆ Completions (October 2013)
- ◆ 12-month Enrollment (October 2013)
- ◆ Graduation Rates (February 2014)
- ◆ Student Financial Aid (February 2014)
- ◆ Fall Enrollment (March 2014)
- ◆ Finance (April 2014)
- ◆ Human Resources (April 2014)

#### IV. Assessment Activities

- ◆ Prepared College Directory
- ◆ Developed plan to begin review for 2014-2020 Strategic Plan
- ◆ Conducted SWOT Analysis of Rust College
- ◆ Completed assessment of 2009-2014 Strategic Plan

# RUST COLLEGE

## FACT BOOK 2013 / 2014



### ENROLLMENT SERVICES

**Braque Talley, Director**

**The Mission** of the Rust College Office Enrollment Services is that of recruitment, admissions, financial aid and to increase student enrollment. The primary recruiting zones for the College are: Mississippi, Tennessee, Arkansas, Alabama, and Missouri. The short term goal is to admit and enroll 350 with a standard goal of 400 new students for the fall 2014 semester. To achieve this goal, we are maximizing the use of lead sources while challenging students, staff, faculty and alumni to assist in recruitment efforts. Additionally, we are staying in constant communication with recruits. The institutional plan for the College is to stabilize fulltime enrollment at 1,000 students.

#### 2013 Fall Enrollment

Total enrollment: 922  
 Transfer-in 44  
 Freshmen 227  
 Student-to-faculty ratio: 18:1

#### Fall Enrollment Data as of October 15, 2013

	FULL-TIME		PART-TIME	
	Men	Women	Men	Women
<b>UNDERGRADUATES</b>				
Degree seeking, first-time freshmen	93	174	0	0
Other first-year, degree-seeking				
All other degree-seeking	235	352	30	38
All other undergraduates enrolled in credit courses	0	0	0	0
<b>Total undergraduates</b>	328	526	30	38
<b>GRADUATE</b>				
<b>Total graduate</b>				
<b>TOTAL ALL STUDENTS</b>	328	526	30	38

# RUST COLLEGE

FACT BOOK 2013 / 2014

## 2013 Entering Class

Undergraduate Admissions Fall 2013		Total	Male	Female
Number of applicants		3,152	1,177	1,975
Percent admitted		14%	16%	13%
Percent admitted who enrolled		66%	55%	74%

Average high school GPA of all degree-seeking first-time, first-year (freshmen) students who submitted GPA:

2.7

\*ACT Entrance Scores—Percentages of Freshman class

	below 6	6-11	12-17	18-23	24-29	30-36
ACT Comp.	0	2.6	80	17	0.4	0

\*The ACT is not required for admission

### By Religious Denomination

ENTERING YEAR	2013
AFRICAN METHODIST EPISCOPAL	5
APOSTOLIC	2
BAPTIST	222
CATHOLICS	9
CHRISTIAN	152
CHURSH OF CHRIST	2
CHURCH OF GOD IN CHRIST	24
CHRISTIAN METHODIST EPISCOPAL	15
ISLAM	9
JEHOVAH WITNESSES	2
PENECOSTAL	9
SEVEN DAY ADVENTIST	1
UNITED METHODIST	38
NON DENOMINATION	48



# RUST COLLEGE

FACT BOOK 2013 / 2014

## UNDERGRADUATE STUDENT CHARACTERISTICS

PERCENT FEMALE: 61%  
 PERCENT FULL-TIME: 93%

### PERCENT BY RACE/ETHNICITY

BLACK/AFRICAN AMERICAN 95.4%  
 RACE AND ETHNICITY UNKNOWN 1.0%  
 NONRESIDENT ALIEN 3.0%  
 WHITE 0.3%  
 ASIAN 0.1%

### PERCENT BY AGE

24 AND UNDER 87%  
 25 AND OVER 13%

RETENTION RATE OF 2012 COHORT 63%



## SPRING 2014 GEOGRAPHICAL ENROLLMENT SUMMARY



State Analysis		Foreign Countries	
Alabama	8	Gambia	12
Arizona	17	Zimbabwe	1
Arkansas	7	South Korea	1
California	2	Ethiopia	1
Florida	4	Kenya	17
Georgia	6	Cameroon	1
Illinois	106		
Indiana	1		
Louisiana	1		
Maine	1		
Maryland	1		
Michigan	4		
Mississippi	418		
Missouri	10		
North Carolina	1		
Pennsylvania	4		
South Carolina	1		
Tennessee	240		
Texas	4		
Virgin Island	1		
Washington	2		
Wisconsin	20		
		Total International Students	33
<b>Total by State</b>	<b>845</b>	<b>Total Number of Students</b>	<b>878</b>

# RUST COLLEGE

FACT BOOK 2013 / 2014

## Career Services Data

Updated April 2014

YEAR	TOTAL # OF GRADUATES IN THE UNDERGRAD CLASS	GRADS ADMITTED TO GRAD SCHOOL	GRADS THAT GRADUATED WITH JOBS
2010	131	71 (54%)	16 (12%)
2011	124	55 (50%)	18 (15%)
2012	109	54 (49%)	23 (21%)
2013	138	77 (56%)	28 (20%)

### Statistics per Year by Major

2010

MAJOR	# OF GRADUATES IN THIS DEPT	GRADS ADMITTED TO GRAD SCHOOL	GRADS THAT GRADUATED WITH JOBS
EDUCATION	16	4 (25%)	7 (44%)
SCIENCE & MATH	63	42 (66%)	2 (3%)
HUMANITIES	16	8 (50%)	3 (19%)
SOCIAL SCIENCE	16	9 (56%)	2 (13%)
BUSINESS	20	8 (40%)	2 (10%)

2011

MAJOR	# OF GRADUATES IN THIS DEPT	GRADS ADMITTED TO GRAD SCHOOL	GRADS THAT GRADUATED WITH JOBS
EDUCATION	22	8 (36%)	3 (14%)
SCIENCE & MATH	42	15 (36%)	3 (7%)
HUMANITIES	20	12 (60%)	2 (10%)
SOCIAL SCIENCE	21	12 (57%)	6 (29%)
BUSINESS	19	7 (37%)	5 (26%)

2012

MAJOR	# OF GRADUATES IN THIS DEPT	GRADS ADMITTED TO GRAD SCHOOL	GRADS THAT GRADUATED WITH JOBS
EDUCATION	12	5 (42%)	5 (42%)
SCIENCE & MATH	43	23 (53%)	8 (19%)
HUMANITIES	17	9 (53%)	6 (35%)
SOCIAL SCIENCE	14	7 (50%)	1 (7%)
BUSINESS	23	14 (61%)	2 (9%)

2013

MAJOR	# OF GRADUATES IN THIS DEPT	GRADS ADMITTED TO GRAD SCHOOL	GRADS THAT GRADUATED WITH JOBS
EDUCATION	10	2 (20%)	8 (80%)
SCIENCE & MATH	73	41 (53%)	7 (10%)
HUMANITIES	19	11 (58%)	1 (5%)
SOCIAL SCIENCE	25	20 (77%)	4 (16%)
BUSINESS	11	3 (27%)	8 (73%)

# RUST COLLEGE

FACT BOOK 2013 / 2014

## FINANCIAL AID

Helen L. Street  
Director of Financial Aid



The Primary objective of the Student Financial Aid area is to provide financial assistance to all eligible students matriculating at Rust College. The single largest source of Financial Aid is the federal government, followed by the college, private organizations, and the state. We awarded more than (12) million dollars in student financial aid.

In keeping with the college's primary mission, Rust College still serves a large percentage of disadvantaged students. Many of our students do not have the financial resources to complete their educational goals. But through the many financial programs offered, Rust makes every effort to ensure that no qualified student will be denied the opportunity to attend Rust College due to a lack of funds.

### TUITION

Traditional Students, Evening/Weekend Students, or Adult Pathway Students

2013-14

ANNUAL TUITION: \$8,900

ANNUAL ROOM & BOARD: \$4,000

PER CREDIT HOUR: \$380

### Cost of Attendance Comparison

Charges for full academic year	2010-11	2011-12	2012-13
<b>Published tuition and required fees:</b>			
Tuition	7,610	8,100	8,300
Required fees	0	0	0
<b>Tuition + fees total</b>	<b>7,610</b>	<b>8,100</b>	<b>8,300</b>
<b>Books and supplies</b>			
	250	250	250
<b>On-campus:</b>			
<b>Room and board</b>	<b>3,320</b>	<b>3,700</b>	<b>3,850</b>
<b>Other expenses</b>	<b>2,200</b>	<b>2,450</b>	<b>2,200</b>
<b>Room and board and other expenses</b>	<b>5,520</b>	<b>6,150</b>	<b>6,050</b>
<b>Off-campus (not with family):</b>			
<b>Room and board</b>	<b>4,400</b>	<b>4,400</b>	<b>4,400</b>
<b>Other expenses</b>	<b>2,600</b>	<b>2,850</b>	<b>2,600</b>
<b>Room and board and other expenses</b>	<b>7,000</b>	<b>7,250</b>	<b>7,000</b>
<b>Off-campus (with family):</b>			
<b>Other expenses</b>	<b>4,200</b>	<b>4,450</b>	<b>4,200</b>

# RUST COLLEGE

FACT BOOK 2013 / 2014

## 2012 FINANCIAL AID SUMMARY

TOTAL GRANT AID RECEIVED BY ALL UNDERGRADUATE STUDENTS \$10,949,833

NUMBER OF UNDERGRADUATE STUDENTS WHO RECEIVED A PELL GRANT 818

PERCENTAGE OF FTFT\* STUDENTS RECEIVING ANY FINANCIAL AID 99%

\*FTFT-FULL TIME, FIRST TIME

	PERCENTAGE OF FTFT STUDENTS RECEIVING GRANT AID BY TYPE	AVERAGE AMOUNT OF GRANT AID RECEIVED BY TYPE
TOTAL	97%	\$5,895
FEDERAL GOVERNMENT	94%	\$5,250
PELL	94%	\$4,632
OTHER FEDERAL	68%	\$861
STATE/LOCAL GOVERNMENT	3%	\$356
INSTITUTIONAL	38%	\$1,950

	PERCENTAGE OF FTFT STUDENTS RECEIVING LOANS BY TYPE	AVERAGE AMOUNT OF LOANS RECEIVED BY TYPE
TOTAL	92%	\$5,325
FEDERAL	92%	\$5,325
NON-FEDERAL	0%	N/A

AVERAGE NET PRICE FOR FTFT STUDENTS WHO RECEIVE GRANT AID \$8,575

AVERAGE NET PRICE FOR FTFT STUDENTS WHO RECEIVE TITLE IV FEDERAL STUDENT AID

\$0 – 30,000	\$8,033
\$30,001 – 48,000	\$10,321
\$48,001 – 75,000	\$11,722
\$75,001 – 110,000	N/A
\$110,001 AND MORE	N/A

# RUST COLLEGE

FACT BOOK 2013 / 2014

## STUDENT AFFAIRS



**Mr. Carlos D. Lassiter**  
Dean of Students

The area of Student Affairs provides services, programs, and activities that build on the college's academic base. The area strives to consider all aspects of a student's life, always trying to be mindful of the "whole person" and the role the area can play in a student's development as an individual working and living responsibly within a community. The staff, programs and services are designed to help students transition into and through college and prepare them for a lifetime of learning. The area provides opportunities that complement the academic curricula and assist students with reaching their potential. The Student Affairs area seeks to ensure that each student has a healthy and safe environment, supportive living conditions, appropriate counseling and assistance with various opportunities to develop leadership skills, and experiences that lead to greater appreciation of diverse people and cultures through opportunities to socialize, relax and have fun.

### **Average Weekly Attendance at Cultural Events October 17, 2013 through March 28, 2014**

Event	Male	Female	Total
Assemblies	175	275	440
Talent Shows	125	175	300
Pageants	150	175	325
Lyceum	75	125	200
Organization Day	175	225	400

# RUST COLLEGE

FACT BOOK 2013 / 2014

## RELIGIOUS EDUCATION

### Vision

To serving the spiritual needs of students, faculty, staff, and administration, regardless of race, religion, gender, socio-economic status, national origin or ethnic background.

### Mission

Being a dynamic diverse community of faith, supporting the entire Rust College family with a well rounded program dedicated to teaching cultural, moral, and spiritual values in both theory and practice.

### Goal

To provide a sacred space where the administration, faculty, staff, and students can become fellow travelers on a journey of faith that leads to transformation of the individual and the world.



### Rust College Recognized in President's Interfaith and Community Service Campus Challenge

Rust College has received recognition from President Barack Obama for its participation in the *President's Interfaith and Community Service Campus Challenge*. For its involvement, the College received a signed letter from President Obama, a Certificate of Recognition, and a profile in the *President's Interfaith and Community Service Campus Challenge Inaugural Report*, prepared by the U.S. Department of Education.

## RESIDENCE EDUCATION

The general mission of the Residence Education department is to provide a safe, comfortable place where students experience quality residential living and to promote a higher standard of co-curricular living & learning environment for its students. Residence Education serves as a major component in the development of a student's ability to adapt to group living, academic achievement and social maturity in a diverse community. The degree to which a student benefits from the Residence Education Department depends on his or her participation in the planning and implementation of activities and his or her acceptance of responsibility for personal growth and development.



Residence Hall	Spring 2013	Spring 2014
Davage-Smith Hall	182	153
E.L. Rust Hall	154	150
Emma Ely Hall	144	161
Gross Hall	81	73
Wiff Hall	57	58
Eaton Hall	4	6
<b>Total</b>	<b>622</b>	<b>600</b>

# RUST COLLEGE

FACT BOOK 2013 / 2014



## STUDENT ACTIVITIES

At Rust College, Student Activities play a major role in the total development of students. We believe that college should be fun, exciting, and challenging both inside the classroom and out. To achieve this goal we have put together a comprehensive program that includes something for everyone.

### Accomplishments

- The weight rooms are now open everyday. We also have a new treadmill and a new elliptical machine.
- Intramural basketball is currently underway.
- The aquatic center opens on Monday, Tuesday, and Wednesday from 6:00pm-9:00pm

### Students Served by the Health Center

Months	2012-2013	2013-2014
August	191	137
September	189	125
October	90	135
November	135	132
December	110	115
January	102	110
February	110	125
March	105	80 (3/18/14)
April	90	
May	66	
June	Planning	
July	Closed	
Total		

### STUDENT HEALTH CENTER & SERVICES

The Rust College Health Care Program is comprised of the following components: triage, treatments, physician referral, athletic medical examination assistance, maintenance of documented student health records, student insurance claim filing support, health related counseling/teaching. Over-the-counter medications are dispensed free of charge to students and employees.

# RUST COLLEGE

FACT BOOK 2013 / 2014

## CAMPUS SECURITY

Campus Security provides a 24 hour service to protect the physical properties of the campus, students, and employees. The police authority encompasses all properties owned and operated by the college. The officers investigate, prepare, and submit incident reports to the Dean of Students for further investigation and charges if required.

Year	Fall 2010	Spring 2011	Fall 2011	Spring 2012	Fall 2012	Spring 2013	Fall 2013	Spring 2014
Fire Arm Arrest	0	2	0	2	0	2	0	0
Drug Related Arrests	0	0	0	0	0	0	0	0
Robbery With Weapons	0	0	0	0	0	0	0	0
Aggravated Assaults	0	0	0	0	1	1	1	0
Burglary of Unoccupied Dwelling	0	1	0	1	3	0	0	0
Burglary(Other)	0	0	1	1	0	9	2	0
Auto Theft	0	0	0	0	9	0	3	0
Vehicle Theft (Parts)	0	1	0	0	2	1	0	0
Simple Assault	3	5	7	11	8	9	6	0
Auto Vandalism	0	0	0	0	0	0	0	0
Domestic Violence	1	0	0	0	2	1	0	0
Sexual Assault	0	1	0	0	0	1	1	0
Weapons Violation	0	0	0	0	0	0	3	0
Weapons Arrest	0	0	0	0	0	0	1	0
Total	4	9	9	14	29	24	17	0



Note: Statistics reflective as of March 28, 2014

## Spring 2014 Sanctions compared to Spring 2013 Sanctions


Sanction	Spring 2013	Spring 2014
Probation	8	15
Warning	5	2
Expulsion	2	3
Suspension	27	35
Eviction	0	0
Barr Letters	4	2
Total	46	57



# RUST COLLEGE

FACT BOOK 2013 / 2014

## ACADEMIC AFFAIRS



**Dr. Paul C. Lampley**  
Vice President  
Academic Affairs

Efforts in Academic Affairs are centered on the production of the most challenging and involved experiences for all students served. In order for this to happen there has to be a caring faculty and academic support staff. We are continually reminded of the College Mission in the formulation, review and assessment of academic goals. Rust College recognizes the three-fold functions of education as being teaching, research and community service. Its primary mission remains as teaching.

### Program Offerings

Business Administration**	Business Education
Biology	Biology Education
Chemistry	Child Care Management
Computer Science	Early Childhood*
Elementary Education	English
English Education	Mass Comm./Broadcast Journalism
Mass Comm./Print Journalism	Mathematics
Mathematics Education	Political Science
Social Science	Social Science Education
Social Work	Sociology

\*\* Associate and Bachelor Degree

\* Associate Degree Only

---

### 2012/2013 completions overview

Number of students who earned a degree between July 1, 2012 and June 30, 2013

Associate's Degree:	16
Bachelors degree:	138
Total awarded:	154
Women:	114

# RUST COLLEGE

FACT BOOK 2013 / 2014

## 2012 Cohort Retention Rates

		Prior year data (Fall 2011 cohort)	
<b>FULL-TIME, FIRST-TIME BACHELOR'S COHORT RETENTION:</b>			
E1	Full-time, first-time Fall 2012 bachelor's cohort	271	238
E2	Exclusions from the Fall 2012 cohort	0	0
E3	Adjusted Fall 2012 cohort (line E1- line E2)	271	238
E4	Students from Fall 2012 cohort still enrolled as of Fall 2013	170	158
E5	Full-time, first-time Fall 2012 bachelor's cohort retention rate (line E4 / line E3)	63 %	66 %

## Overall Graduation Rate - Cohort year 2007

Graduation Rate	20%
Total number of students in the Adjusted Cohort	312
Total number of completers within 150% of normal time	63

## Bachelor's degree graduation rates within 4 years, 6 years, and 8 years – Cohort year 2005

4-year graduation rate	13%
6-year graduation rate	28%
8-year graduation rate	31%

# RUST COLLEGE

FACT BOOK 2013 / 2014

## First Year Experience

The FYEP is committed to offering students academic learning experiences that will prepare them for successful undergraduate academic careers culminating in a baccalaureate degree from Rust College. The primary goals of the program are to provide academic and retention programs to new students that promote intellectual and social development leading to academic success. These goals are accomplished through assessment and placement based on students' individual needs and academic preparation.

### Accomplishments for 2013-14

The counseling and advising process is much improved in the area of consistency in reporting data, use of Grades First, instruction in ORT 111 and ORT 112, tracking student academic performance, communicating with parents and faculty, and other activities related to retention and academic success. Four hundred thirty-one (431) students were tracked in Grades First for fall 2013; 366 were tracked for spring 2014.

Major Fair Day is a special event to ensure all first year students have declared a major; 91% of current first year students have indicated a major.

The Quality Enhancement Plan was completed and submitted to SACS-COC. FYEP played a leadership role in the successful presentation of the QEP to the SACS On-Site Review team.

Rust College was recognized by USA Funds, Inc. as having one of the highest rates nationally of student enrollment and use of the USA Funds Life Skills tutorial. USA Funds Life Skills instruction was a key component of the Rust College Loan Default Management Plan.

FYEP is currently implementing Phase II of the Walmart-NAFEO Student Success Initiative grant to assist in first year student retention. FYEP submitted grant proposals to the American Council of Education Change and Innovation Lab as well as to the Penn GSE HBCUs as Leaders and Teachers in STEM Education.

# RUST COLLEGE

FACT BOOK 2013 / 2014


## LIBRARY

True to the library's mission, we are providing our students and faculty with needed resources for their classrooms, syllabus, and assignments. Cutting-edge technology has been greatly expanded in the Leontyne Price Library. Rust College received an \$8000 grant from the UNCF that allowed the Library to upgrade the "Bloomberg Center" by adding four new computer terminals, a color printer, scanner, three iPads, and an electronic running display board. The Bloomberg Aptitude Test was administered for a second time this school year to 10 students.

### Library Statistics September 2013- March 2014

	Student Attendance	Faculty Attendance	Staff Attendance
January	6,856	27	16
February	7,078	22	10
March	7,313	13	35
<b>Total</b>	<b>21,247</b>	<b>62</b>	<b>35</b>

	Laptop Usage	Bloomberg Usage	Books Circulated
September-December	2220	339	579
January	286	183	118
February	474	168	101
March	486	176	117
<b>Total</b>	<b>3466</b>	<b>866</b>	<b>915</b>



Two of the Leontyne Price Library staff members have each published new books - Mrs. Anita W. Moore, Library Director, "Grandma's Tin Top House", a collection of poems and Dr. Renee Hooper, "Through Their Eyes: Their Story", a collection of life stories.

# RUST COLLEGE

FACT BOOK 2013 / 2014

## Faculty Data Sheet

2012 - 2013

Rank	Full-Time
Professor	7
Associate Professor	15
Assistant Professor	17
Instructor	14
<b>Total</b>	<b>53</b>

Division	F.T.	P.T.(* )	# Ph.D.s (F.T.)	% Ph.D.s (F.T.)
Business	5	0	3	60%
Education	6	0	4	67%
Humanities	17	1	7	41%
Science & Mathematics	13	0	10	77%
Social Science	11	0	9	75%
<b>Total</b>	<b>52</b>	<b>1</b>	<b>33</b>	<b>62%</b>

Percent of faculty with Ph.D. – 62%

# RUST COLLEGE

FACT BOOK 2013 / 2014

## DIVISION OF BUSINESS

### FACULTY DEMOGRAPHICS

Rank of each faculty

Instructor	Assistant Professor	Associate Professor	Professor
1	2		2

Race/Ethnicity

African American / Black	Caucasian	Asian/ Indian American
3	1	1

Gender

Female	Male
2	3

Religion

Hindu	1
Church of Christ / Christian	1
Baptist	1
Methodist	2

Residency

STATE	CITY	COUNTY
MS	Oxford	Lafayette
TN	Memphis	Shelby
MS	Olive Branch	Desoto
MS	Holly Springs	Marshall
GA	Atlanta	Fulton

Age

40-50	50-60	60-70	71+
	1	2	2

Length of Employment with Rust College

1-5	5-10	10-20	30+
2	1	1	1

Degrees

ABD	M.A.	M.S.	Ph.D.	Other
1		1	3	

# RUST COLLEGE

FACT BOOK 2013 / 2014

## DIVISION OF EDUCATION

### FACULTY DEMOGRAPHICS

#### Rank of each faculty

Instructor	Assistant Professor	Associate Professor	Professor
1	1	3	2

#### Race/Ethnicity

African American / Black	Caucasian	Asian/ Indian American
7		

#### Gender

Female	Male
4	3

#### Religion

AME	1
Catholic	2
Baptist	1
Methodist	3

#### Residency

STATE	CITY	COUNTY
MS	Holly Springs	Marshall
MS	Holly Springs	Marshall
MS	Holly Springs	Marshall
MS	Holly Springs	Marshall
MS	Holly Springs	Marshall
TN	Memphis	Shelby
MS	Abbeville	Lafayette

#### Age

40-50	50-60	60-70	71+
	2	3	2

#### Length of Employment with Rust College

1-5	5-10	10-20	20-30+
1	1	1	4

#### Degrees

ABD	M.A.	M.S.	Ph.D.	Other
	1	1	5	

# RUST COLLEGE

FACT BOOK 2013 / 2014

## DIVISION OF HUMANITIES

### FACULTY DEMOGRAPHICS

#### Rank of each faculty

Instructor	Assistant Professor	Associate Professor	Professor
9	3	6	

#### Gender

Female	Male
10	8

#### Race/Ethnicity

African American / Black	Caucasian	Hispanic	African	Unspecified
11	4	1	1	1

#### Religion

Episcopalian	2
Catholic	1
Protestant	1
Church of God in Christ	1
Baptist	2
Christian UMC	1
United Methodist	2
Presbyterian	1
Methodist/Baptist	1
Pentecostal	1
Free Spirit	1
Christian	2
Non Specified	2

#### Residency

STATE	CITY	COUNTY
MS	Holly Springs	Marshall
MS	Holly Springs	Marshall
MS	Holly Springs	Marshall
MS	Holly Springs	Marshall
MS	Holly Springs	Marshall
MS	Holly Springs	Marshall
MS	Holly Springs	Marshall
MS	Holly Springs	Marshall
MS	Holly Springs	Marshall
MS	Holly Springs	Marshall
MS	Holly Springs	Marshall
MS	Holly Springs	Marshall
MS	Holly Springs	Marshall
MS	Holly Springs	Marshall
MS	Holly Springs	Marshall
MS	Oxford	Lafayette
MS	Olive Branch	Desoto
MS	Ashland	Benton

#### Age

40-50	50-60	60-70	71+
	2	3	2

#### Length of Employment with Rust College

1-5	5-10	10-20	20-30+
8	2	6	2

#### Degrees

ABD	M.A.	M.S.	Ph.D.	Other
2	9	4	6	



# RUST COLLEGE

FACT BOOK 2013 / 2014

## DIVISION OF SCIENCE & MATH

### FACULTY DEMOGRAPHICS

#### Rank of each faculty

Instructor	Assistant Professor	Associate Professor	Professor
3	3	5	2

#### Gender

Female	Male
3	10

#### Race/Ethnicity

African American / Black	Caucasian	Asian	Iranian	Pakistani
4	2	5	1	1

#### Religion

Islam	3
None	4
Non-Denominational	1
Catholic	1
Taoist	1
Christian	1
Muslim	1
Humanitarian	1

#### Residency

STATE	CITY	COUNTY
MS	Holly Springs	Marshall
MS	Holly Springs	Marshall
MS	Holly Springs	Marshall
MS	Holly Springs	Marshall
MS	Byhalia	Marshall
MS	Olive Branch	Desoto
MS	Oxford	Lafayette
TN	Memphis	Shelby
TN	Memphis	Shelby
TN	Memphis	Shelby
TN	Memphis	Shelby
TN	Germantown	Shelby
TN	Germantown	Shelby

#### Age

40-50	50-60	60-70	71+
	8	5	

#### Length of Employment with Rust College

1-5	5-10	10-20	20-30+
1	4	5	3

#### Degrees

ABD	M.A.	M.S.	Ph.D.	Other
		4	9	

# RUST COLLEGE

FACT BOOK 2013 / 2014

## DIVISION OF SOCIAL SCIENCE

### FACULTY DEMOGRAPHICS

Rank of each faculty

Instructor	Assistant Professor	Associate Professor	Professor
3	3	3	3

Race/Ethnicity

African American / Black	Asian (Indian)	African
9	1	2

Gender

Female	Male
5	7

Religion

Christian	11
Non-Denominational	1

Residency

STATE	CITY	COUNTY
MS	Holly Springs	Marshall
MS	Holly Springs	Marshall
MS	Holly Springs	Marshall
MS	Holly Springs	Marshall
MS	Olive Branch	Desoto
MS	Olive Branch	Desoto
MS	Southaven	Desoto
TN	Memphis	Shelby
TN	Memphis	Shelby
TN	Memphis	Shelby
TN	Bartlett	Shelby
TN	Cordova	Shelby

Age

30-40	50-60	60-70	71+
4	3	4	1

Length of Employment with Rust College

1-5	5-10	10-20	20-30
4	3	3	2

Degrees

ABD	M.A.	M.S.	Ph.D.	Other
1		3	8	

# RUST COLLEGE

FACT BOOK 2013 / 2014

## COLLEGE RELATIONS



**Dr. Ishmell Edwards**  
Vice President  
College Relations  
& Athletics Director

The Vice President for College Relations office is an integral part of the college which assists in meeting the institution's mission and goals. The unit specifically engages in activities that will help obtain the resources necessary to carry out the mission mandates. The unit also communicates with constituencies in an effort to tell the Rust College story, to keep alumni, churches and friends abreast of fund-raising activities at Rust, to cultivate new supporters, and to sustain current donors.

FUNDING SOURCE	2011-2012 AMT. FUNDED	2012-2013 AMT.FUNDED	2013-2014 AMT. FUNDED
<b>Foundations</b>			
J. R. Hyde Foundation	25,800.00	17,200.00	8,600.00
Robert H. Hearin Support Foundation	145,000.00	145,000.00	145,000.00
Robert H. Hearin Special Funding	20,000.00	60,000.00	
Alcoa Foundation	500.00	500.00	
Iowa UM Foundation			
Charles A. Frueauff Foundation, Inc			
Jochum-Moll Foundation			
McVay Foundation			10,000.00
H. B. Fuller Company Foundation	300.00		400.00
Tom Joyner Foundation			
Algernon Sydney Sullivan		12,450.00	13,350.00
Lettie Pate Whitehead Foundation	106,000.00	57,000.00	124,000.00
Shell Oil Company Foundation	500.00		300.00
Rock River Foundation			
Leo W Seal Family Foundation			
McVay Foundation	10,000.00		
Judy & Jim Sloan Foundation			
Charitable Foundation	2,000.00		2,250.00
New York Life Foundation			
Wal-Mart AIHEC HACU NAFEO	100,000.00	On going	55,000.00
ExxonMobil Foundation			22,500.00
Ida B. Wells Memorial	3,000.00	3,000.00	3,000.00
New Hope Foundation	1,000.00		1,000.00
<b>Total Foundations</b>	<b>414,100.00</b>	<b>295,150.00</b>	<b>385,400.00</b>
<b>Others</b>			
HBCU-CFE-Behavioral Health Program Partner with Moore House School of Medicine			7,500.00
UNCF/Henry C. McBay Research Fellowship Faculty Grant	12,000.00		
General Bd of Discipline	2,000.00		
Black College Fund	899,475.62	470,329.00	
UNCF/Mellon Program	30,000.00		
Mental Healthy Pilot Mini Grant	10,000.00		
Home Investment Partnership Program (HOME)	305,000.00	50,000.00	
Southern University for WK Kellogg Foundation	10,000.00	14,000.00*	2,000.00
William and Ross-Hill		300.00	
Mississippi INBRE-IDeA-National Institute of General Medical Sciences of NIH			25,000.00
TCAP Institutions (Montana State & Colorado State Universities) Partnership		10,000.00	10,000.00
Learn & Serve America -MS Service Learning Program- Partner, University of Southern Ms		5,000.00	7,250.00
Sally and Dick Molpus		500.00	
Wm Wrigley Jr. Company		3,000.00	3,000.00
Bank of America Charity			500.00
State Farm Companies			1,000.00
<b>Total Others</b>	<b>1,268,475.62</b>	<b>553,129.00</b>	<b>56,250.00</b>
<b>Grand Total</b>	<b>\$4,348,925.62</b>	<b>3,448,320.00</b>	<b>**\$3,015,309.00</b>

\*\*Data as of March 20, 2014

# RUST COLLEGE

FACT BOOK 2013 / 2014

## FISCAL DATA

Mr. Don Manning-Miller  
Vice President  
Finance & Business



### MISSION:

The Vice President/Finance & Business office is an integral part of the college which assists in meeting the institution's mission and goals.

### Core Revenues

Revenue Source	Reported values	Percent of total core revenues	Core revenues per FTE enrollment
Tuition and fees	\$7,752,770	45%	\$8,204
Government appropriations	\$0	0%	\$0
Government grants and contracts	\$3,725,571	22%	\$3,942
Private gifts, grants, and contracts	\$1,959,808	11%	\$2,074
Investment return	\$3,541,629	21%	\$3,748
Other core revenues	\$156,114	1%	\$165
<b>Total core revenues</b>	<b>\$17,135,892</b>	<b>100%</b>	<b>\$18,133</b>
<b>Total revenues</b>	<b>\$20,196,742</b>		<b>\$21,372</b>

Core revenues include tuition and fees; government appropriations (federal, state, and local); government grants and contracts; private gifts, grants, and contracts; investment return; sales and services of educational activities; and other sources. Core revenues exclude revenues from auxiliary enterprises (e.g., bookstores, dormitories), hospitals, and independent operations.

### Core Expenses

Expense function	Reported values	Percent of total core expenses	Core expenses per FTE enrollment
Instruction	\$4,426,548	32%	\$4,684
Research	\$0	0%	\$0
Public service	\$255,476	2%	\$270
Academic support	\$628,113	5%	\$665
Institutional support	\$4,705,947	34%	\$4,980
Student services	\$2,264,569	16%	\$2,396
Other core expenses	\$1,570,257	11%	\$1,662
<b>Total core expenses</b>	<b>\$13,850,910</b>	<b>100%</b>	<b>\$14,657</b>
<b>Total expenses</b>	<b>\$16,665,266</b>		<b>\$17,635</b>

Core expenses include expenses for instruction, research, public service, academic support, student services, institutional support, net grant aid to students, and other expenses. Core expenses exclude expenses for auxiliary enterprises (e.g., bookstores, dormitories), hospitals, and independent operations.